



# FINANCIAL REPORT

The Financial Report, comprising the financial statements, Notes to the financial statements and a Directors' declaration, for the year ended 30 June 2024.

# STATEMENT OF PROFIT OR LOSS AND OTHER COMPREHENSIVE INCOME

For the year ended	Notes	30 June 2024 \$m	30 June 2023 \$m
Revenue	B1	5,501	5,269
Other income	B2	179	168
Direct network costs		(605)	(618)
Employee benefits expenses	D1	(610)	(698)
Other operating expenses	B3	(497)	(493)
Depreciation and amortisation expense	C3 & C4	(3,209)	(3,082)
Finance costs on lease arrangements		(942)	(900)
Net finance costs on borrowings	C9	(891)	(758)
Gain on derivatives measured at fair value	G	3	3
<b>Loss before income tax</b>		<b>(1,071)</b>	<b>(1,109)</b>
Income tax expense	H1	(105)	(10)
<b>Loss for the year</b>		<b>(1,176)</b>	<b>(1,119)</b>
<b>Loss attributable to the shareholder</b>		<b>(1,176)</b>	<b>(1,119)</b>
<b>Other comprehensive (loss)/gain</b>			
<i>Items that may be reclassified to profit or loss</i>			
Changes in the fair value of cash flow hedges, net of tax	E2	(190)	(23)
Changes in the value of costs of hedging, net of tax	E2	(54)	2
<b>Total other comprehensive loss for the year, net of tax</b>		<b>(244)</b>	<b>(21)</b>
<b>Total comprehensive loss for the year</b>		<b>(1,420)</b>	<b>(1,140)</b>
<b>Total comprehensive loss attributable to the shareholder</b>		<b>(1,420)</b>	<b>(1,140)</b>

The above statement should be read in conjunction with the accompanying notes.

# STATEMENT OF FINANCIAL POSITION

As at	Notes	30 June 2024 \$m	30 June 2023 \$m
<b>Current assets</b>			
Cash and cash equivalents	C1	54	41
Trade and other receivables	C2	583	533
Derivative financial assets	G	194	62
Other current assets		113	131
<b>Total current assets</b>		<b>944</b>	<b>767</b>
<b>Non-current assets</b>			
Property, plant and equipment	C3	35,452	33,989
Intangible assets	C4	1,439	1,598
Derivative financial assets	G	922	1,573
Other non-current assets		20	34
<b>Total non-current assets</b>		<b>37,833</b>	<b>37,194</b>
<b>Total assets</b>		<b>38,777</b>	<b>37,961</b>
<b>Current liabilities</b>			
Trade and other payables	C6	1,362	1,512
Other liabilities	C7	138	132
Provisions	C10	192	215
Derivative financial liabilities	G	25	31
Lease liabilities	C8	476	479
Borrowings	C9	5,302	2,109
Related party borrowings	C9 & H3	-	5,500
<b>Total current liabilities</b>		<b>7,495</b>	<b>9,978</b>
<b>Non-current liabilities</b>			
Trade and other payables	C6	1	35
Other liabilities	C7	1,568	1,468
Provisions	C10	36	48
Derivative financial liabilities	G	460	288
Lease liabilities	C8	11,370	11,033
Borrowings	C9	21,610	18,225
<b>Total non-current liabilities</b>		<b>35,045</b>	<b>31,097</b>
<b>Total liabilities</b>		<b>42,540</b>	<b>41,075</b>
<b>Net liabilities</b>		<b>(3,763)</b>	<b>(3,114)</b>
<b>Equity</b>			
Contributed equity	E1	30,576	29,805
Other reserves	E2	670	914
Accumulated losses		(35,009)	(33,833)
<b>Total equity</b>		<b>(3,763)</b>	<b>(3,114)</b>

The above statement should be read in conjunction with the accompanying notes.

# STATEMENT OF CHANGES IN EQUITY

	Notes	Accumulated losses \$m	Contributed equity \$m	Other reserves \$m	Total equity \$m
<b>Balance at 30 June 2022</b>		<b>(32,714)</b>	<b>29,500</b>	<b>935</b>	<b>(2,279)</b>
Loss for the year		(1,119)	-	-	(1,119)
Other comprehensive loss	E2	-	-	(21)	(21)
<b>Total comprehensive loss for the year</b>		<b>(1,119)</b>	<b>-</b>	<b>(21)</b>	<b>(1,140)</b>
Contributions of equity	E1	-	305	-	305
<b>Balance at 30 June 2023</b>		<b>(33,833)</b>	<b>29,805</b>	<b>914</b>	<b>(3,114)</b>
Loss for the year		(1,176)	-	-	(1,176)
Other comprehensive loss	E2	-	-	(244)	(244)
<b>Total comprehensive loss for the year</b>		<b>(1,176)</b>	<b>-</b>	<b>(244)</b>	<b>(1,420)</b>
Contributions of equity	E1	-	771	-	771
<b>Balance at 30 June 2024</b>		<b>(35,009)</b>	<b>30,576</b>	<b>670</b>	<b>(3,763)</b>

The above statement should be read in conjunction with the accompanying notes.

# STATEMENT OF CASH FLOWS

For the year ended	Notes	30 June 2024 \$m	30 June 2023 \$m
<b>Cash flows from operating activities</b>			
Receipts from customers		5,939	5,856
Payments to suppliers and employees		(2,323)	(2,555)
Government grants received		31	38
Interest received		18	2
<b>Net cash provided by operating activities</b>	C1	<b>3,665</b>	<b>3,341</b>
<b>Cash flows from investing activities</b>			
Payments for property, plant and equipment		(3,484)	(2,685)
Payments for intangible assets		(309)	(315)
<b>Net cash used in investing activities</b>		<b>(3,793)</b>	<b>(3,000)</b>
<b>Cash flows from financing activities</b>			
Principal repayment of lease liabilities		(224)	(211)
Interest paid on lease liabilities		(923)	(877)
Proceeds from borrowings	C9	28,019	15,110
Repayment of borrowings	C9	(21,454)	(13,172)
Repayment of related party borrowings	C9 & H3	(5,500)	(875)
Proceeds from settlement of derivatives		334	-
Interest and other finance costs paid on borrowings and derivatives	C9	(669)	(469)
Interest paid on related party borrowings	C9 & H3	(213)	(224)
Equity injections for ordinary shares by the Commonwealth of Australia	E1	771	305
<b>Net cash provided by/(used in) financing activities</b>		<b>141</b>	<b>(413)</b>
<b>Net increase/(decrease) in cash and cash equivalents</b>		<b>13</b>	<b>(72)</b>
<b>Cash and cash equivalents at the beginning of the year</b>		<b>41</b>	<b>113</b>
<b>Cash and cash equivalents at the end of the year</b>	C1	<b>54</b>	<b>41</b>

The above statement should be read in conjunction with the accompanying notes.

# NOTES TO THE FINANCIAL STATEMENTS

<b>A.</b>	<b>About this report</b>	<b>157</b>
<b>B.</b>	<b>Our revenue, other income and other operating expenses</b>	<b>159</b>
<b>B1.</b>	Revenue	159
<b>B2.</b>	Other income	162
<b>B3.</b>	Other operating expenses	162
<b>C.</b>	<b>Our assets and liabilities</b>	<b>163</b>
<b>C1.</b>	Cash and cash equivalents	163
<b>C2.</b>	Trade and other receivables	164
<b>C3.</b>	Property, plant and equipment	165
<b>C4.</b>	Intangible assets	169
<b>C5.</b>	Impairment of non-financial assets	171
<b>C6.</b>	Trade and other payables	172
<b>C7.</b>	Other liabilities	173
<b>C8.</b>	Lease liabilities	174
<b>C9.</b>	Borrowings and other financial liabilities	177
<b>C10.</b>	Provisions	181
<b>D.</b>	<b>Our people</b>	<b>182</b>
<b>D1.</b>	Employee benefits expenses	182
<b>D2.</b>	Key management personnel	183
<b>E.</b>	<b>Our equity</b>	<b>184</b>
<b>E1.</b>	Contributed equity	184
<b>E2.</b>	Other reserves	185
<b>F.</b>	<b>Our significant contractual arrangements and commitments</b>	<b>186</b>
<b>F1.</b>	Telstra Revised Definitive Agreements	186
<b>F2.</b>	Optus HFC Subscriber Agreement	187
<b>F3.</b>	Commitments	187
<b>G.</b>	<b>Our financial risk management</b>	<b>188</b>
<b>H.</b>	<b>Other financial information</b>	<b>200</b>
<b>H1.</b>	Income tax expense	200
<b>H2.</b>	Contingent assets and contingent liabilities	201
<b>H3.</b>	Related party transactions	202
<b>H4.</b>	Remuneration of auditors	204
<b>H5.</b>	Other significant accounting policies	204
<b>I.</b>	<b>Events occurring after the reporting period</b>	<b>206</b>

# A. ABOUT THIS REPORT

NBN Co Limited (NBN Co or the Company) is an unlisted public company incorporated and domiciled in Australia. It is a company limited by shares and is wholly-owned by the Commonwealth of Australia.

The Financial Report is comprised of the financial statements, Notes to the financial statements and a Directors' declaration, for the year ended 30 June 2024. NBN Co is a for-profit entity for the purpose of preparing the Financial Report.

## Basis of preparation

This general purpose Financial Report has been prepared in accordance with:

1. Australian Accounting Standards adopted by the Australian Accounting Standards Board (AASB)
2. the *Corporations Act 2001* (Cth)
3. the *Public Governance, Performance and Accountability Act 2013* (Cth) (PGPA Act).

The financial statements comply with International Financial Reporting Standards (IFRS) as issued by the International Accounting Standards Board (IASB).

The Financial Report has been prepared in accordance with the historical cost convention and does not take into account any changes in monetary or fair values of assets unless otherwise stated.

The Company is incorporated under the *Corporations Act 2001* (Cth) and is subject to (inter alia) the *National Broadband Network Companies Act 2011* (Cth) and the *Public Governance, Performance and Accountability Act 2013* (Cth) (PGPA Act).

The Financial Report was authorised for issue by the Directors on 6 August 2024. The Directors have the power to amend and reissue the Financial Report.

## Going concern

The Financial Report has been prepared on a going concern basis. This reflects the Directors' view that the Commonwealth Government will continue to direct NBN Co to operate in accordance with the policy objectives as set out in the current Statement of Expectations issued by the Shareholder Ministers to NBN Co on 19 December 2022.

As at 30 June 2024, NBN Co's current liabilities exceeded its current assets by \$6,551 million and the Company had net liabilities of \$3,763 million. These metrics are in line with expectations and the significant upfront investment in the network prior to the generation of free cash flows.

The Company has raised in excess of \$33.2 billion in domestic and international debt (including short-term promissory note issuances) and bank facilities, and received \$30.6 billion in equity funding from the Commonwealth Government as at 30 June 2024. NBN Co expects to fund its business through a combination of cash flows generated from the continuation of operating activities, the expected outcomes from the Company's future debt financing activities in both domestic and global markets, the investment of the remaining \$1.3 billion equity funding from the Commonwealth Government under the terms of the Equity Funding Agreement (EFA) and the utilisation of \$6,315 million undrawn committed bank facilities. NBN Co expects its financing strategy to be achievable based on its strong investment grade credit rating and the outcomes of recent financing transactions.

At the date of signing the Financial Report, the Directors expect that NBN Co will be able to meet all of its obligations as and when they fall due for at least twelve months from the date of this report.

## A. About this report (continued)

### Functional and presentation currency

These financial statements are presented in Australian dollars, which is the Company's functional currency.

### Rounding of amounts

The Company is of a kind referred to in *ASIC Corporations (Rounding in Financial/ Directors' Reports) Instrument 2016/191* and in accordance with that Instrument, all financial information presented in Australian dollars has been rounded to the nearest million unless otherwise stated.

### Comparative figures

Certain reclassifications have been made to comparative balances to conform with the current year presentation.

### Material accounting policies

Accounting policies are selected and applied in a manner that ensures the resulting financial information satisfies the concepts of relevance and reliability. Except where otherwise stated, the Company has consistently applied the accounting policies to all periods presented in these financial statements.

Material accounting policies are contained in the Notes to the financial statements to which they relate and Note H5.

### Operating segment reporting

An operating segment is a component of an entity that engages in business activities from which it may earn revenues and incur expenses, for which discrete financial information is available and whose operating results are regularly reviewed by the entity's chief operating decision maker (CODM) to allocate resources and assess the entity's performance.

NBN Co's Chief Executive Officer (CEO) has been identified as the CODM. NBN Co has determined that it operates in a single segment providing wholesale broadband services across Australia. The CODM assesses the performance of the Company using revenue, EBITDA<sup>1</sup>, and net cash flows as presented in the primary financial statements. NBN Co's EBITDA<sup>1</sup> result was \$3,930 million as at 30 June 2024 (30 June 2023: \$3,593 million).

All NBN Co's operations are provided in Australia, therefore no geographic information is disclosed.

### Material accounting estimates and judgements

In the process of applying the Company's accounting policies, management has made a number of judgements and applied estimates and assumptions to future events.

In determining significant accounting estimates and judgements, the Company has considered changes in economic circumstances, climate change impacts, regulatory changes, government policies, business plans and strategies, expected level of usage, and future technological developments impacting specific assets or groups of assets.

Estimates and judgements which are material or have the potential to be material to the Financial Report are found in the following notes. These estimates have been consistently applied to all periods presented, unless otherwise stated.

Accounting estimates and judgements	
Determination of useful lives of property, plant and equipment	C3
Determination of useful lives of intangible assets	C4
Impairment testing	C5
Determination of whether a contract contains a lease	C8
Determination of the net present value of a lease	C8
Determination of lease term	C8
Determination of the fair value of derivative assets and liabilities	G

1. EBITDA is defined as earnings before interest, tax, other non-operating income, depreciation, amortisation and gains or losses on derivatives measured at fair value.



## B. OUR REVENUE, OTHER INCOME AND OTHER OPERATING EXPENSES

This section provides information that is most relevant to understanding our revenue and other operating expenditure during the year.

### B1. Revenue

NBN Co generates revenue primarily from the provision of telecommunications services to its customers. Other sources of revenue include new development fees, lease and license fees and commercial works activities.

#### Revenue from contracts with customers

For the year ended	30 June 2024 \$m	30 June 2023 \$m
Telecommunications revenue	5,220	5,137
Other revenue	281	132
<b>Total revenue</b>	<b>5,501</b>	<b>5,269</b>

#### Telecommunications revenue

Telecommunications services are facilitated through contracting with Retail Service Providers (RSPs) under the Wholesale Broadband Agreement (WBA). Pricing for the various product offerings is set out in the WBA. The WBA also contains discounts and rebates that are available to all RSPs on an equal basis.

NBN Co recognises revenue for the amount it has the right to invoice and/or when the respective performance obligations have been met. Revenue from the provision of telecommunications services consists of both recurring and non-recurring revenues.

#### Recurring telecommunications revenues

Broadband network services relate to the provision of NBN Co's wholesale broadband products to RSPs which are then sold to customers. The performance obligations associated with these products are satisfied over time. NBN Co transfers control of these products to the RSPs evenly over the period, during which the RSPs are able to obtain value from NBN Co's products. Accordingly, these revenues are recognised over time. Applicable credits and rebates are recognised as a reduction to the transaction price during the period to which they relate. The Company invoices the RSPs on a monthly basis, with standard short-term payment terms and therefore no financing component exists.

#### Non-recurring telecommunications revenues

Telecommunications revenue includes non-recurring, non-refundable upfront fees for connection charges, installation charges, service transfers and RSP end-user contributions to connect new developments. Upfront fees will be recognised at the point in time when these services are provided as there are no further performance obligations associated with these activities.

## B. Our revenue, other income and other operating expenses (continued)

### B1. Revenue (continued)

#### Other revenue

NBN Co generates other non-telecommunications revenue from construction and lease activities via separate contractual arrangements. The construction contracts include commercial works, technology choice, new development fees and co-investment partnerships with federal and state governments. Invoices are on standard short-term payment terms and based on the nature of the services, no financing component exists.

Commercial works are construction-type contracts based on requests from customers for NBN Co to relocate cables and network equipment, while technology choice revenues relate to application, design and construction fees from customers who opt for alternative technologies other than those being offered at their premise. New development fees represent consideration for the deployment of network infrastructure received from property developers. Other revenue from co-investment partnerships with federal and state governments relates to contracts for the design and construction of network infrastructure.

For construction-type contracts, NBN Co recognises revenue on a point in time basis, with the performance obligation considered satisfied when the construction activity is completed.

#### Further disaggregation of revenue by timing

The Company has provided further disaggregation of revenue based upon the timing of recognition (i.e. whether products are transferred at a point in time or over time):

	30 June 2024 \$m	30 June 2023 \$m
<b>For the year ended</b>		
<b>Timing of revenue recognition</b>		
At a point in time	331	180
Over time	5,170	5,089
<b>Total revenue</b>	<b>5,501</b>	<b>5,269</b>

#### Significant customers

The Company offers equivalent terms to all its RSP's. NBN Co's top five customers as at 30 June 2024 were Telstra, TPG Group, Optus, Vocus, and Aussie Broadband. These five RSPs contributed approximately 90 per cent of NBN Co's total telecommunications revenue (30 June 2023: 91 per cent).

## Assets and liabilities related to contracts with customers

NBN Co has recognised the following assets and liabilities related to contracts with customers:

As at	Notes	30 June 2024 \$m	30 June 2023 \$m
Trade receivables	C2	510	487
Accrued revenue		42	22
Contract liabilities	C6	(175)	(265)

Contract liabilities for deferred revenue are recorded for performance obligations under contracts for which payment has been received in advance. Contract liabilities unwind as 'revenue from contracts with customers' upon satisfaction of the performance obligations under the terms of the contract.

NBN Co applies the practical expedient in paragraph 121 of AASB 15 *Revenue from Contracts with Customers* and does not disclose information about remaining performance obligations that have durations of one year or less. NBN Co may have some performance obligations for construction activities that may not be completed within twelve months, however, these are not considered material.

Significant changes in the contract liabilities balance during the year are as follows:

	30 June 2024 \$m	30 June 2023 \$m
<b>Balance at 1 July</b>	(265)	(199)
Revenue recognised that was included in the contract liability balance at the beginning of the year	196	141
Increases due to cash received, excluding amounts recognised as revenue during the year	(106)	(207)
<b>Balance at 30 June</b>	<b>(175)</b>	<b>(265)</b>

## Revenue recognition policy

Revenue is measured based upon the consideration specified within a contract with a customer and recognised as the Company transfers control over an asset or service to a customer. The Company follows the five-step approach outlined in AASB 15 *Revenue from Contracts with Customers*.

## B. Our revenue, other income and other operating expenses (continued)

### B2. Other income

For the year ended	30 June 2024 \$m	30 June 2023 \$m
Other operating income	141	133
Other non-operating income	38	35
<b>Total other income</b>	<b>179</b>	<b>168</b>

### Recognition and measurement

#### Other operating income

NBN Co recognises other operating income in relation to various government grants. Government grants are recognised in profit or loss on a systematic basis over the periods in which the entity recognises expenditure for which the grants are intended to compensate.

Government grants which are received in advance of NBN Co incurring the related expenditure are recognised in the Statement of financial position as a deferred gain when the grant is received (refer to Note C7).

#### Other non-operating income

Other non-operating income relates to assets received for no consideration from developers as part of the construction of the nbn<sup>®</sup> network in new development areas and from government entities in the form of a grant. These assets are recorded at their fair value as at the date the assets were transferred to NBN Co and the resulting gain is credited to deferred income (refer to Note C7). The gain is released to profit or loss on a straight-line basis, over the period the assets are expected to provide services, which is the estimated useful life of the assets.

### B3. Other operating expenses

For the year ended	30 June 2024 \$m	30 June 2023 \$m
IT and software expenses	(180)	(191)
Communication and public information expenses	(65)	(56)
Other operating expenditure	(252)	(246)
<b>Total</b>	<b>(497)</b>	<b>(493)</b>

## C. OUR ASSETS AND LIABILITIES

This section provides information relating to NBN Co's financial, tangible and intangible assets and their related liabilities. NBN Co's tangible assets are primarily constructed assets or items of infrastructure acquired through finance lease arrangements.

### C1. Cash and cash equivalents

As at	30 June 2024 \$m	30 June 2023 \$m
Cash at bank	54	41
<b>Total</b>	<b>54</b>	<b>41</b>

For the purpose of presentation in the Statement of cash flows, cash and cash equivalents includes cash on hand and bank overdrafts. Bank overdrafts are shown within borrowings in current liabilities in the Statement of financial position.

#### Restricted cash

The cash and cash equivalents disclosed in the Statement of financial position and the Statement of cash flows include \$43 million (30 June 2023: \$38 million) held by the Company which is subject to contractual restrictions and therefore not available for general use.

#### Reconciliation of loss for the year to net cash used in operating activities

For the year ended	30 June 2024 \$m	30 June 2023 \$m
Loss for the year	(1,176)	(1,119)
<b>Add/(less) non-cash/non-operating items</b>		
Depreciation and amortisation	3,209	3,082
Finance charges	1,851	1,660
Other items	(41)	(37)
Income tax expense	105	10
<b>(Increase)/decrease in operating assets</b>		
Increase in trade and other receivables	(50)	(30)
Decrease/(increase) in other assets	25	(14)
<b>Increase/(decrease) in operating liabilities</b>		
Decrease in trade and other payables	(128)	(156)
Decrease in other liabilities	(96)	(96)
(Decrease)/increase in provisions	(34)	41
<b>Net cash provided by operating activities</b>	<b>3,665</b>	<b>3,341</b>

## C. Our assets and liabilities (continued)

### C2. Trade and other receivables

As at	30 June 2024 \$m	30 June 2023 \$m
<b>Current</b>		
Trade receivables	510	487
Other receivables	73	46
<b>Total</b>	<b>583</b>	<b>533</b>

#### Recognition and measurement

Trade and other receivables are considered financial assets. They are initially recorded at the fair value of the amounts to be received and are subsequently measured at amortised cost using the effective interest method. These financial assets are derecognised when cash flows are received or the rights to receive cash flows from the financial assets have expired.

For trade receivables, the Company applies a simplified approach in calculating Expected Credit Losses (ECLs). Therefore, the Company does not track changes in credit risk at an individual counterparty level, but instead recognises a loss allowance based on lifetime ECLs at each reporting date. Further information about the Company's accounting policy for impairment of financial assets, which includes trade and other receivables, is included in Note H5.

There have been no material impairment losses. The Company did not have any material receivables that were past due not impaired at 30 June 2024 (30 June 2023: nil).

### C3. Property, plant and equipment

	Land \$m	Buildings and leasehold improve- ments \$m	Furniture and equipment \$m	IT equipment \$m	Network assets \$m	Total \$m
<b>Cost</b>						
Balance at 30 June 2022	36	428	50	242	47,751	48,507
Additions	-	7	9	21	2,982	3,019
Remeasurement of right-of-use assets	-	(7)	2	-	713	708
Disposals	-	(77)	(2)	(28)	(694)	(801)
<b>Balance at 30 June 2023</b>	<b>36</b>	<b>351</b>	<b>59</b>	<b>235</b>	<b>50,752</b>	<b>51,433</b>
Additions	-	6	17	22	3,704	3,749
Remeasurement of right-of-use assets	-	(2)	2	-	467	467
Disposals	-	(25)	(13)	(128)	(740)	(906)
<b>Balance at 30 June 2024</b>	<b>36</b>	<b>330</b>	<b>65</b>	<b>129</b>	<b>54,183</b>	<b>54,743</b>
<b>Accumulated depreciation</b>						
Balance at 30 June 2022	(5)	(290)	(39)	(191)	(15,114)	(15,639)
Depreciation	(1)	(29)	(7)	(22)	(2,547)	(2,606)
Disposals	-	77	2	28	694	801
<b>Balance at 30 June 2023</b>	<b>(6)</b>	<b>(242)</b>	<b>(44)</b>	<b>(185)</b>	<b>(16,967)</b>	<b>(17,444)</b>
Depreciation	(2)	(38)	(9)	(26)	(2,678)	(2,753)
Disposals	-	25	13	128	740	906
<b>Balance at 30 June 2024</b>	<b>(8)</b>	<b>(255)</b>	<b>(40)</b>	<b>(83)</b>	<b>(18,905)</b>	<b>(19,291)</b>
<b>Net book value at 30 June 2023</b>	<b>30</b>	<b>109</b>	<b>15</b>	<b>50</b>	<b>33,785</b>	<b>33,989</b>
<b>Net book value at 30 June 2024</b>	<b>28</b>	<b>75</b>	<b>25</b>	<b>46</b>	<b>35,278</b>	<b>35,452</b>

Property, plant and equipment at net book value is analysed as follows:

As at	30 June 2024 \$m	30 June 2023 \$m
Constructed and purchased assets	24,305	23,164
Assets in the course of construction	1,288	1,295
Right-of-use assets	8,441	8,314
Assets acquired for no consideration and under government grant	1,418	1,216
<b>Property, plant and equipment – net book value</b>	<b>35,452</b>	<b>33,989</b>

#### Assets in the course of construction

The majority of assets in the course of construction are network assets. As these assets have not been installed and are not ready for use, no depreciation is charged on these assets.

## C. Our assets and liabilities (continued)

### C3. Property, plant and equipment (continued)

#### Right-of-use assets

	Land \$m	Buildings and leasehold improvements \$m	Furniture and equipment \$m	Network assets \$m	Total \$m
<b>Cost</b>					
Balance at 30 June 2022	19	247	24	10,092	10,382
Additions	-	-	9	35	44
Remeasurements	-	(7)	2	713	708
Disposals	-	(24)	(1)	(5)	(30)
<b>Balance at 30 June 2023</b>	<b>19</b>	<b>216</b>	<b>34</b>	<b>10,835</b>	<b>11,104</b>
Additions	-	-	18	55	73
Remeasurements	-	(2)	2	467	467
Disposals	-	(8)	(1)	(1)	(10)
<b>Balance at 30 June 2024</b>	<b>19</b>	<b>206</b>	<b>53</b>	<b>11,356</b>	<b>11,634</b>
<b>Accumulated depreciation</b>					
Balance at 30 June 2022	(5)	(148)	(17)	(2,275)	(2,445)
Depreciation	(1)	(15)	(7)	(351)	(374)
Disposals	-	24	1	4	29
<b>Balance at 30 June 2023</b>	<b>(6)</b>	<b>(139)</b>	<b>(23)</b>	<b>(2,622)</b>	<b>(2,790)</b>
Depreciation	(2)	(27)	(8)	(376)	(413)
Disposals	-	8	1	1	10
<b>Balance at 30 June 2024</b>	<b>(8)</b>	<b>(158)</b>	<b>(30)</b>	<b>(2,997)</b>	<b>(3,193)</b>
<b>Net book value at 30 June 2023</b>	<b>13</b>	<b>77</b>	<b>11</b>	<b>8,213</b>	<b>8,314</b>
<b>Net book value at 30 June 2024</b>	<b>11</b>	<b>48</b>	<b>23</b>	<b>8,359</b>	<b>8,441</b>

The remeasurement of right-of-use assets relates to the remeasurement of right-of-use assets recognised under leasing arrangements. The majority of the remeasurement of right-of-use assets reflects adjustments in the minimum lease payments for contractually linked CPI increases. During the year, NBN Co and Telstra signed a variation to the terms of the Revised Definitive Agreements (see Note F1), which confirmed the value of future minimum lease payments under these leasing agreements. This variation was accounted for as a lease modification and remeasured under AASB 16 *Leases*. The net impact of the remeasurement was a decrease in lease liabilities and carrying value of the associated right-of-use assets by \$176 million.

#### Assets acquired for no consideration and under government grant

Included within network assets are assets acquired from developers for no consideration and an infeasible right-of-use arrangement with the Department of Infrastructure, Transport, Regional Development, Communications and the Arts to use certain Regional Backbone Blackspots Program assets for no consideration (refer to Note C7 for more detail).

#### Non-current assets pledged as security

None of the non-current assets have been pledged as security by the Company.



## Recognition and measurement

Property, plant and equipment assets are recognised and measured at historical cost less any accumulated depreciation and impairment losses.

NBN Co's costs include expenditures that are directly attributable to the acquisition of the asset, including the costs of materials and direct labour and initial estimates of the costs of dismantling and removing an asset and restoring the site on which it is located. The Company does not consider that it has any qualifying assets and therefore does not currently capitalise any borrowing costs.

Assets under construction are recorded at cost, based on the estimated percentage of completion. Directly attributable costs are included in the capitalised cost of an asset, only when it is probable that future economic benefits associated with the item will flow to the Company and the cost of the item can be measured reliably. The carrying amount of any component accounted for as a separate asset is derecognised when replaced. All repairs and maintenance costs are charged to profit or loss during the reporting period in which they are incurred. Costs that are not directly attributable are recorded as an expense in profit or loss.

Right-of-use assets are measured at cost comprising of the following:

- The amount of the initial measurement of corresponding lease liability
- Any lease payments made at or before the commencement date less any lease incentives received
- Any initial direct costs
- Initial estimate of any restoration costs.

Subsequently, the right-of-use asset is measured at cost less any accumulated depreciation and impairment losses and adjusted for certain remeasurements of the lease liability.

## Depreciation

Depreciation on network and non-network assets commences when they are installed and ready for use, otherwise termed as 'in service'. Buildings are depreciated from the date of acquisition. Land, other than that held by way of right-of-use assets, is not depreciated.

Depreciation on assets is calculated using the straight-line method to allocate the cost, net of any residual values, over their estimated useful lives or, in the case of leasehold improvements and leased network assets and other assets, the shorter of the lease term or useful life.

In line with its accounting policy, NBN Co reviews the useful lives of its network assets prior to each balance sheet date based on the most recent available information. This is to ensure the network assets expected period of use aligns with the Company's latest business plans and upgrade strategies.

During the year ended 30 June 2023, NBN Co revised the estimated useful lives of certain network assets. The financial impact of the revised estimated useful lives was a decrease in depreciation expense of \$681 million for the year ended 30 June 2023.

During the period, a review identified additional revisions to the useful lives of network assets, within the existing range of 5 to 40 years, which the Company applied prospectively from 1 July 2023. The financial impact of the revised estimated useful lives is an increase in depreciation expense of \$168 million for the year ended 30 June 2024.

## C. Our assets and liabilities (continued)

### C3. Property, plant and equipment (continued)

The Company has assessed the current useful lives of assets as follows:

Asset type	Useful lives
Network assets	Lower of lease term and/or 5–40 years
Buildings	Lower of lease term and/or 50 years
Leasehold improvements	Lower of lease term and/or 5–30 years
Furniture and equipment	3–10 years
IT equipment	3–5 years

Residual values and useful lives are reviewed and adjusted if appropriate, at each reporting date.

Gain or loss on disposal is determined by comparing the proceeds with the carrying amount of the asset. Any gain or loss on disposal is recognised in profit or loss.

#### Key estimates and judgements

##### Determination of useful lives of property, plant and equipment

The estimation of useful lives, residual value and depreciation methods requires significant judgement and are reviewed at each reporting date. If they need to be modified, the depreciation expense is accounted for prospectively from the date of reassessment until the end of the revised useful life (for both the current and future periods). Such revisions are generally required when there are changes in economic circumstances, climate risk impacts, regulatory changes, government policies, business plans and strategies, expected level of usage, and future technological developments impacting specific assets or groups of assets. It is possible that future results of operations could be materially affected by changes in these estimates.

#### Significant non-cash components

Acquisition of assets by means of non-cash transactions represents those assets acquired via right-of-use arrangements or contributed for no consideration.

	30 June 2024 \$m	30 June 2023 \$m
Acquisition of assets by means of right-of-use arrangements	73	44
Acquisition of network infrastructure by means of developer contributions and government grants	235	195
<b>Acquisition of assets by non-cash transactions</b>	<b>308</b>	<b>239</b>

## C4. Intangible assets

	Software \$m	Licences \$m	Right-of-use assets – Licences \$m	Other \$m	Total \$m
<b>Cost</b>					
Balance at 30 June 2022	4,428	180	62	196	4,866
Additions	316	–	–	2	318
Disposals	(325)	–	–	–	(325)
<b>Balance at 30 June 2023</b>	<b>4,419</b>	<b>180</b>	<b>62</b>	<b>198</b>	<b>4,859</b>
Additions	278	15	–	3	296
Remeasurement	–	–	1	–	1
Disposals	(334)	(120)	–	(45)	(499)
<b>Balance at 30 June 2024</b>	<b>4,363</b>	<b>75</b>	<b>63</b>	<b>156</b>	<b>4,657</b>
<b>Accumulated amortisation</b>					
Balance at 30 June 2022	(2,801)	(155)	(9)	(146)	(3,111)
Amortisation	(426)	(3)	(9)	(37)	(475)
Disposals	325	–	–	–	325
<b>Balance at 30 June 2023</b>	<b>(2,902)</b>	<b>(158)</b>	<b>(18)</b>	<b>(183)</b>	<b>(3,261)</b>
Amortisation	(432)	(6)	(8)	(10)	(456)
Disposals	334	120	–	45	499
<b>Balance at 30 June 2024</b>	<b>(3,000)</b>	<b>(44)</b>	<b>(26)</b>	<b>(148)</b>	<b>(3,218)</b>
<b>Net book value at 30 June 2023</b>	<b>1,517</b>	<b>22</b>	<b>44</b>	<b>15</b>	<b>1,598</b>
<b>Net book value at 30 June 2024</b>	<b>1,363</b>	<b>31</b>	<b>37</b>	<b>8</b>	<b>1,439</b>

## Recognition and measurement

### Internally generated intangible assets

Research costs are expensed as incurred. An intangible asset arising from development expenditure on an internal project is recognised only when the Company can demonstrate the following:

- The technical feasibility of completing the intangible asset so that it will be available for use or sale
- Its intention to complete and its ability to use or sell the asset
- How the asset will generate future economic benefits
- The availability of resources to complete the development of the asset
- The ability to measure reliably the expenditure attributable to the intangible asset during its development.

Following the initial recognition of development expenditure, the asset is carried at cost less accumulated amortisation. Any expenditure capitalised is amortised over the period of expected benefits from the related asset. The carrying value of an intangible asset arising from development expenditure is tested for impairment annually when the asset is not yet available for use or more frequently when an indication of impairment arises during the reporting period.

## C. Our assets and liabilities (continued)

### C4. Intangible assets (continued)

#### Software assets

Directly attributable costs associated with the development of business software for internal use are recorded as software assets if the development expenditure satisfies the criteria for capitalisation as outlined above. Costs included in software assets developed for internal use are:

- External direct costs of materials, contract labour and services consumed
- Payroll and payroll-related costs for employees (including contractors) directly associated with the development project.

Costs that are not directly attributable are expensed as incurred. The Company does not consider that it has any qualifying assets and therefore does not currently capitalise any borrowing costs.

#### Acquired intangible assets

In addition to internally developed software assets, the Company may also acquire externally generated software. These costs are also capitalised and tend to be of a similar nature to those developed in-house. Intangible assets acquired through separate acquisition are recorded at cost.

#### Amortisation

Intangible assets are amortised on a straight-line basis over their estimated useful lives. The estimated useful lives of identifiable intangible assets are as follows:

Identifiable intangible asset type	Useful lives
Software assets	3–8 years
Telecommunications licences	Term of licence
Other intangible assets	3–10 years

Amortisation methods, useful lives and residual values are reviewed at each reporting date and adjusted, if appropriate. Amortisation of intangible assets does not commence until the assets are installed and ready for use, as intended by the Company.

#### Assets in the course of construction

The carrying amount of intangible assets includes expenditure recognised on software assets which are in the course of construction. As these assets have not been installed and are not ready for use, no amortisation is charged on these assets. Total software assets in the course of construction are \$83 million (30 June 2023: \$121 million).

### Key estimates and judgements

#### Determination of useful lives of intangible assets

The estimation of useful lives, residual value and amortisation methods requires significant judgement and are reviewed at each reporting date. If they require modification, the amortisation expense is accounted for prospectively from the date of reassessment until the end of the revised useful life (for both the current and future years). Such revisions are generally required when there are changes in economic circumstances, climate risk impacts, regulatory changes, government policies, business plans and strategies, expected level of usage, and future technological developments, impacting specific assets or groups of assets. It is possible that future results of operations could be materially affected by changes in these estimates.

## C5. Impairment of non-financial assets

### Recognition and measurement

Tangible and intangible non-financial assets are measured using the cost basis and are considered to be impaired where their carrying value exceeds the recoverable amount.

Material intangible assets that are not yet subject to amortisation are tested on an annual basis for impairment, or when an indication of impairment exists. Property, plant and equipment and intangible assets subject to amortisation are reviewed for impairment annually or whenever events or changes in circumstances indicate that the carrying amount may not be recoverable.

The recoverable amount of an asset is the higher of its fair value less costs of disposal or its value in use. Any reduction in the carrying value of an asset that results in the carrying value being less than its recoverable amount is recognised as an expense in profit or loss as an impairment loss.

For assets that do not generate largely independent cash inflows, the recoverable amount is determined for the cash generating unit (CGU) to which that asset belongs. The Company's CGU is determined according to the lowest level of aggregation for which the cash inflows are independent of cash inflows from other assets.

### Key estimates and judgements

#### Impairment testing

The Company has determined that assets which form part of the nbn<sup>®</sup> network, work together to achieve the delivery of products and services in order to generate cash inflows. As a result, the Company has determined that the ubiquitous broadband network is a single CGU (the NBN Co CGU).

At the end of the reporting period, the Company performed an impairment test. The recoverable amount of the NBN Co CGU was estimated by adopting a fair value less costs to sell approach using a discounted cash flow methodology. The results of this analysis determined that the recoverable amount of the NBN Co CGU exceeds its carrying amount as at 30 June 2024 and that the NBN Co CGU was not impaired. Based on the impairment assessment, NBN Co does not consider that any reasonable possible changes to the key assumptions would reduce the recoverable amount below the carrying amount of the CGU.

In assessing the recoverable amount of the NBN Co CGU a number of factors were considered, including changes in economic circumstances, climate risk impacts, regulatory changes, government policies, business plans and strategies, expected level of usage of assets, and future technological developments.

## C. Our assets and liabilities (continued)

### C6. Trade and other payables

As at	30 June 2024 \$m	30 June 2023 \$m
<b>Current</b>		
Trade and other payables	255	260
Contract liabilities	174	230
Accruals	926	1,020
GST payable	7	2
<b>Total</b>	<b>1,362</b>	<b>1,512</b>

As at	30 June 2024 \$m	30 June 2023 \$m
<b>Non-current</b>		
Contract liabilities	1	35
<b>Total</b>	<b>1</b>	<b>35</b>

The accruals balance includes \$539 million (30 June 2023: \$576 million) relating to property, plant and equipment and intangible assets.

#### Recognition and measurement

Trade and other payables represent liabilities for goods and services provided to the Company prior to the end of the reporting date. The amounts are unsecured. Trade and other payables are initially recognised at their fair value and subsequently carried at amortised cost using the effective interest method.

## C7. Other liabilities

As at	30 June 2024 \$m	30 June 2023 \$m
<b>Current</b>		
Deferred gain on government grants	99	99
Deferred gain on developer contributions	39	33
<b>Total</b>	<b>138</b>	<b>132</b>

As at	30 June 2024 \$m	30 June 2023 \$m
<b>Non-current</b>		
Deferred gain on government grants	227	325
Deferred gain on developer contributions	1,341	1,143
<b>Total</b>	<b>1,568</b>	<b>1,468</b>

### Recognition and measurement

#### Government grants

NBN Co is the recipient of various government grants, which can be in the form of a cash contribution or the contribution of an asset or assets for no consideration. Grants in the form of cash are recognised as other income in the profit or loss on a systematic basis over the periods in which the Company recognises expenditure for which the grants are intended to compensate. Where the cash is received in advance of the recognition of other income, it is recognised in the Statement of financial position as a deferred gain.

When the grant relates to an asset or assets received for no consideration, the asset is recorded at fair value and the resulting gain is credited to deferred gain. The gain is released to profit or loss on a straight-line basis over the expected period of provision of services, which is estimated to be the useful life of the relevant asset or assets.

#### Developer contributions for no consideration

The Company receives network assets for no consideration from developers as part of the build of the nbn<sup>®</sup> network in new development areas. Assets received for no consideration are recorded at fair value and the resulting gain is recognised as deferred income. The gain is released to profit or loss on a straight-line basis, over the expected period of provision of services which is estimated to be the useful life of the relevant asset or assets.

There are no unfulfilled conditions or contingencies attached to the developer contributions.

## C. Our assets and liabilities (continued)

### C8. Lease liabilities

As at	30 June 2024 \$m	30 June 2023 \$m
<b>Current</b>		
Lease liabilities	476	479
<b>Total</b>	<b>476</b>	<b>479</b>

As at	30 June 2024 \$m	30 June 2023 \$m
<b>Non-current</b>		
Lease liabilities	11,370	11,033
<b>Total</b>	<b>11,370</b>	<b>11,033</b>

The majority of the Company's lease liabilities relate to right-of-use licences to access Telstra's network infrastructure, including ducts, pits, exchange rack space and dark fibre network cables. The terms of these right-of-use licences are governed by the Revised Definitive Agreements (RDAs) with Telstra (refer to Note F1).

The Company also leases certain commercial properties, commercial vehicles, and wireless base stations with various terms that are due to expire within a range of between one and thirty years.

Lease payments generally comprise a base amount plus an incremental contingent rental amount based on movements in the Consumer Price Index (CPI) and periodic reviews to market-based levels.

#### Recognition and measurement under AASB 16 Leases

The Company recognises leases where the Company has the right to control the use of an identified asset for a period of time in exchange for consideration.

#### Leases in which the Company is a lessee


Leases are recognised as a right-of-use asset and a corresponding lease liability at the date at which the leased asset is available for use by the Company, except where the Company applies the practical exemption to not apply AASB 16 for leases of low-value assets.

Management considers low-value assets as those assets valued at less than \$10,000, with this assessment based upon the value of the asset when it is new. The payments for these low-value assets will be recognised as operating expenditure on a straight-line basis (or other systematic basis). For the year ended 30 June 2024, \$25 million (30 June 2023: \$23 million) has been recognised as operating expenditure in the profit or loss for lease arrangements that have been classified as low-value assets.

Right-of-use assets and lease liabilities arising from a lease are initially measured on a present value basis. Lease liabilities include the net present value of the following lease payments:

- Fixed payments (including in-substance fixed payments), less any lease incentives receivable
- Variable lease payments that are based on an index or a rate that are known at the reporting date
- Payments of penalties for terminating the lease, if the lease term reflects the lessee exercising that option.





The lease payments are discounted using the interest rate implicit in the lease. If that rate cannot be determined, the lessee's incremental borrowing rate is used, being the rate that the lessee would have to pay to borrow the funds necessary to obtain an asset of similar value in a similar economic environment with similar terms and conditions.

The lease liability is subsequently increased by the interest charged on the lease liability and decreased by lease payments made. The finance cost is charged to profit or loss over the lease period to produce a constant periodic rate of interest on the remaining balance of the liability for each period.

After initial recognition, the lease liability is remeasured when there is a change in future lease payments. The lessee shall recognise the amount of any remeasurement of the lease liability as an adjustment to the right-of-use asset. The Company is exposed to potential future changes in variable lease payments that are based on an index or rate, such as payments linked to the CPI. Changes to these variable lease payments will result in a remeasurement of the lease liability (and corresponding adjustment to the right-of-use asset) using an unchanged discount rate at the date when these changes due to the movement in an index or rate become known.

If there is a lease modification, that does not result in a separate lease, then the lease liability is remeasured on the date of the lease modification by discounting the revised lease payments using a revised discount rate.

The Company applies judgement to determine the lease term for some lease contracts in which it is a lessee that include purchase, renewal or termination options. The assessment of whether the Company is reasonably certain to exercise such options impacts the lease term, which affects the value of lease liabilities and right-of-use assets recognised.

### **Leases in which the Company is a lessor**

The Company does not have significant leases where it acts as the lessor. Under AASB 16, the Company will continue to classify each lease as either an operating lease or a finance lease.

A lease will be classified as a finance lease if it transfers substantially all the risks and rewards incidental to ownership of an underlying asset.

Lease income from operating leases where the Company is a lessor is recognised as income on a straight-line basis over the lease term.

## C. Our assets and liabilities (continued)

### C8. Lease liabilities (continued)

#### Key estimates and judgements

##### Determination of whether a contract contains a lease

At the inception of a contract, the Company will assess whether the contract is, or contains a lease. The Company will recognise a lease where a contract conveys the right to control the use of an identified asset for a period of time in exchange for consideration. In making this assessment the Company primarily considers if there is an identified asset, who has the right to obtain substantially all of the economic benefits from use of the asset throughout the period of use, and who can direct how and for what purpose the asset is used throughout the period of use.

##### Determination of the net present value of a lease

A number of key estimates and judgements have been made in determining the net present value of applicable lease payments. In determining the net present value of a lease, the applicable lease payments are discounted using the interest rate implicit in the lease. Where this cannot be readily determined, a discount rate representing the estimated incremental borrowing rate at the commencement of the lease is used or at the date of any lease modification.

The incremental borrowing rate is the rate of interest the Company would have to pay to borrow over a similar term, and with a similar security, the funds necessary to obtain an asset of a similar value to the right-of-use asset in a similar economic environment.

The Company determines the incremental borrowing rate based upon the rate at which NBN Co, as a stand-alone company, can borrow funds. When determining the incremental borrowing rate for a lease, consideration is given to the term of the lease, recent credit ratings for NBN Co, comparable market transactions and the nature of the assets being leased.

##### Determination of lease term

Extension and termination options are included in a number of leases across the Company. These are used to maximise operational flexibility in terms of managing the assets used in the Company's operations. In determining the lease term, the Company considers all facts and circumstances that create an economic incentive to exercise an extension option, or not exercise a termination option. Extension options (or periods after termination options) are only included in the lease term if the lease is reasonably certain to be extended (or not terminated).

The lease term is reassessed if an option is actually exercised (or not exercised) or the Company becomes obliged to exercise (or not exercise) it. The assessment of reasonable certainty is only revised if a significant event or a significant change in circumstances occurs, which affects this assessment, and that is within the control of the Company.

For network infrastructure right-of-use licences with Telstra, the term of each right-of-use licence, of up to 35 years, does not include possible renewal as the exercise of such options was not considered reasonably certain at inception of the agreements and also at the balance sheet date. The renewal period being two options, each for ten additional years, which are exercisable by NBN Co.

## C9. Borrowings and other financial liabilities

As at	30 June 2024 \$m	30 June 2023 \$m
<b>Current</b>		
Borrowings	5,302	2,109
Related party borrowings – Commonwealth loan	–	5,500
<b>Total</b>	<b>5,302</b>	<b>7,609</b>

As at	30 June 2024 \$m	30 June 2023 \$m
<b>Non-current</b>		
Borrowings	21,610	18,225
<b>Total</b>	<b>21,610</b>	<b>18,225</b>

NBN Co's borrowings consist of unsecured bank facilities, short-term promissory notes, Australian Medium-Term Note (AMTN) issuances, US144A/Reg S bond issuances, Euro Medium-Term Note (EMTN) issuances, private placements and related party borrowings issued under the loan with the Commonwealth Government. All of NBN Co's borrowings are fully drawn unless otherwise stated.

During the year ended 30 June 2024, the Company executed the following transactions in relation to its borrowings:

- Issued United States Dollars (USD) \$750 million and USD \$500 million US 144A/Reg S bonds under the Company's Global Medium-Term Notes (GMTN) Programme, with a 5-year and 10-year tenor respectively
- Issued Euro (EUR) 700 million and EUR 600 million Green EMTN's under the Company's GMTN Programme and Sustainability Bond Framework, with a 6-year and 10-year tenor respectively
- Issued an Australian Dollar (AUD) \$850 million Green Bond, with a 5-year tenor, under the Company's AMTN Programme and Sustainability Bond Framework
- Issued Great British Pound (GBP) 100 million and EUR 90 million private placements, both with a 12-year tenor, and a Hong Kong Dollar (HKD) 470 million private placement with a 10-year tenor
- Cyclical issuance of short-term promissory notes in AUD under NBN Co's Promissory Note Programme, which increased from \$2,000 million to \$4,000 million during the period. As at 30 June 2024, a total of \$3,213 million had been issued by the Company
- Renegotiated committed bank facilities for an additional \$50 million and partially terminated \$300 million of existing committed facilities, decreasing the Company's available committed bank facilities to \$10,900 million. \$61 million of existing drawn facilities were repaid during the period, reducing the total drawn balance to \$4,585 million as at 30 June 2024
- Increased the overdraft facility limit by \$100 million to \$350 million, which remains undrawn as at 30 June 2024.

The loan agreement with the Commonwealth Government had a fixed interest rate of 3.96 per cent per annum and was fully repaid during the period. This repayment was in line with the terms of the Commonwealth loan which stipulated that the loan had to be repaid in full by 30 June 2024.

All of NBN Co's bonds issued under both the AMTN Programme and GMTN Programme contain a dual-trigger change of control clause. In the event that a change of control of NBN Co occurs, which results in the credit ratings of NBN Co's bonds being downgraded to below investment grade or withdrawn, investors will have the right to require NBN Co to redeem all or a portion of their bonds at a redemption amount as specified in the applicable Pricing Supplement for that bond. The bonds also include a coupon step-up mechanism in the event of a change of control, which adjusts the rate of interest to reflect any reduction or withdrawal of the credit ratings assigned to NBN Co's bonds.

## C. Our assets and liabilities (continued)

### C9. Borrowings and other financial liabilities (continued)

Borrowings and related party borrowings consist of the following unsecured financial arrangements at 30 June 2024:

	30 June 2024		30 June 2023	
	Current \$m	Non-current \$m	Current \$m	Non-current \$m
Commonwealth loan	-	-	5,500	-
AMTN <sup>1</sup>	825	4,400	-	4,375
US144A/Reg S <sup>2</sup>	824	6,494	-	5,347
EMTN <sup>3</sup>	-	4,287	-	2,132
Private placements <sup>4</sup>	-	2,260	-	1,825
Promissory notes	3,213	-	1,998	-
Bank facilities <sup>5</sup>	200	4,385	-	4,646
<b>Total principal amount of borrowings</b>	<b>5,062</b>	<b>21,826</b>	<b>7,498</b>	<b>18,325</b>
Accrued interest	170	-	111	-
Fair value hedge adjustments	(12)	(581)	-	(747)
Foreign exchange movements	82	456	-	720
Fees and other adjustments	-	(91)	-	(73)
<b>Total borrowings</b>	<b>5,302</b>	<b>21,610</b>	<b>7,609</b>	<b>18,225</b>

1. Includes \$1,650 million in Green Bonds issued under the Company's AMTN Programme and Sustainability Bond Framework (30 June 2023: \$800 million).
2. Represents USD denominated 144A notes of USD \$5,250 million issued under the Company's GMTN Programme, measured at the hedged foreign exchange rate on the issuance date (30 June 2023: USD \$4,000 million).
3. Represents EUR denominated Green EMTN of EUR 2,650 million issued under the Company's GMTN Programme and Sustainability Bond Framework, measured at the hedged foreign exchange rate on the issuance date (30 June 2023: EUR 1,350 million).
4. Represents private placement issuances in Norwegian Krone (NOK) 3,750 million, USD \$50 million, EUR 90 million, HKD 1,370 million, GBP 150 million, Japanese Yen (JPY) 5,500 million, measured at the hedged rate on the issuance date, and AUD \$850 million (30 June 2023: NOK 3,750 million, USD \$50 million, EUR nil, HKD 900 million, GBP 50 million, JPY 5,500 million and AUD \$850 million).
5. The terms of certain bank facilities were modified during the year to 30 June 2024, extending the tenor and decreasing the overall facility limit by \$250 million.

The Company's nominal weighted average cost of issued and drawn debt, taking into account hedging activities and amortisation of associated fees, for the year ended 30 June 2024 is 3.24 per cent (30 June 2023: 2.89 per cent). All borrowings are repayable in full at the end of the contracted period.

#### Recognition and measurement

All loans are initially recorded at fair value, which typically reflects the proceeds received, net of directly attributable transaction costs. Establishment fees paid upon entering into loan facilities are recognised as transaction costs related to the loan to the extent that it is probable that some or all of the loan facility will be drawn down. In this case, establishment fees are deferred until the draw down occurs. If it is not deemed probable that some or all of the loan facility will be drawn down, then the fee is capitalised as a prepayment and amortised over the period of the related loan facility.

After initial recognition, all interest-bearing loans are measured at amortised cost, using the effective interest method. Loans that are in a designated fair value hedge relationship are adjusted for fair value movements attributable to the hedged risk. Borrowings are classified as current liabilities unless the Company has an unconditional right to defer settlement of the liability for at least 12 months after the reporting period. Borrowings are derecognised when contractual obligations are discharged, cancelled or expired.

A reconciliation of movements in NBN Co's borrowings arising from financing activities has been shown in the table below.

Borrowings	30 June 2024 \$m	30 June 2023 \$m
<b>Balance at 1 July</b>	25,834	24,581
Net cash flows received	1,065	1,089
Accrued interest	59	39
Fair value hedge adjustments	154	(180)
Foreign exchange movements	(182)	289
Fees and other adjustments	(18)	16
<b>Balance at 30 June</b>	<b>26,912</b>	<b>25,834</b>

### Net finance costs on borrowings

Net finance costs on borrowings primarily relate to interest charged on borrowings and related party borrowings.

For the year ended	Note	30 June 2024 \$m	30 June 2023 \$m
Interest on related party borrowings	H3	(213)	(224)
Interest on borrowings		(649)	(507)
Other finance charges <sup>1</sup>		(29)	(27)
<b>Total</b>		<b>(891)</b>	<b>(758)</b>

1. Other finance charges includes hedge ineffectiveness.

## C. Our assets and liabilities (continued)

### C9. Borrowings and other financial liabilities (continued)

#### Fair value of borrowings

At 30 June 2024, the carrying value and fair value of the Company's current and non-current borrowings (30 June 2023 comparative period excludes the Commonwealth loan) are as follows:

As at	30 June 2024		30 June 2023	
	Carrying value \$m	Fair value \$m	Carrying value \$m	Fair value \$m
Borrowings	26,912	26,644	20,334	19,776
<b>Total</b>	<b>26,912</b>	<b>26,644</b>	<b>20,334</b>	<b>19,776</b>

The difference between the carrying value and fair value reflects the movements in underlying market interest rates between settlement date and reporting date for the Company's borrowings. The fair value of the Company's borrowings are measured using Level 2 inputs (see page 198).

In the prior year, the Company determined that the carrying value of the loan from the Commonwealth of Australia was materially consistent with its fair value at the reporting date. The fair value was estimated using both observable and hypothetical unobservable inputs to determine a hypothetical cost of debt, which includes an estimate of an appropriate execution charge should this be replaced at the reporting date. Other assumptions are consistent with the terms of the loan.

In accordance with AASB 2020-8 *Amendments to Australian Accounting Standards – Interest Rate Benchmark Reform – Phase 2*, NBN Co is transitioning from Interbank Offered Rates (IBORs) to alternate Risk-Free Rates (RFRs). During the period, NBN Co transitioned the measurement of the fair value of its borrowings held in USD and GBP to reference RFRs as opposed to IBORs. This did not have a material impact on NBN Co's financial statements as at 30 June 2024. NBN Co will seek to transition to using RFRs for borrowings held in remaining currencies as the RFRs are considered to be a reliable market reference input.

## C10. Provisions

As at	30 June 2024 \$m	30 June 2023 \$m
<b>Current</b>		
Employee benefits	168	195
Other provisions	24	20
<b>Total</b>	<b>192</b>	<b>215</b>

As at	30 June 2024 \$m	30 June 2023 \$m
<b>Non-current</b>		
Employee benefits	22	27
Other provisions	14	21
<b>Total</b>	<b>36</b>	<b>48</b>

### Recognition and measurement

Provisions are recognised when:

- There is a present legal or constructive obligation to make a future sacrifice of economic benefits as a result of past transactions or events
- It is probable that a future sacrifice of economic benefits will arise
- A reliable estimate can be made of the amount of the obligation.

The amount recognised as a provision is the best estimate of the consideration required to settle the present obligation at the reporting date, taking into account the risks and uncertainties surrounding the obligation. Where a provision is measured using the cash flows estimated to settle the present obligation, its carrying amount is the present value of those cash flows.

Refer to Note D1 for employee benefits accounting policies.

## D. OUR PEOPLE

This section describes employment and post-employment benefit expenses provided to our people.

### D1. Employee benefits expenses

For the year ended	30 June 2024 \$m	30 June 2023 \$m
Defined contribution superannuation expense	(76)	(76)
Other employee expenses, net of capitalisation	(534)	(622)
<b>Total</b>	<b>(610)</b>	<b>(698)</b>

#### Recognition and measurement

##### Short-term employee benefit obligations

Short-term employee benefits comprise salaries and wages, including non-monetary benefits, short-term incentives and annual and long service leave that is expected to be settled within 12 months of the reporting date. Short-term employee benefits are expensed as the related service is provided. A liability is recognised for the amount expected to be paid if the Company has a present legal or constructive obligation to pay this amount as a result of past service provided by the employee and the obligation can be estimated reliably.

##### Long-term employee benefit obligations

The liability for long service leave is measured as the present value of expected future payments to be made in respect of services provided by employees up to the end of the reporting period using the projected unit credit method. Consideration is given to the expected future wage and salary levels, experience of employee departures and periods of service. Expected future payments are discounted using high-quality corporate bond rates at the reporting date with terms to maturity and currency to match, as closely as possible to, the estimated future cash flows. Remeasurement as a result of experience adjustments and changes in assumptions are recognised in profit or loss.

##### Post-employment benefits

The Company pays superannuation guarantee contributions into nominated defined contribution plans as advised by employees. Superannuation contributions are recognised as an expense as they become payable.

##### Termination benefits

Termination benefits are payable when employment is terminated, and an expense is recognised when the Company is demonstrably committed to terminating the employment of current employees according to a detailed formal plan without likelihood of withdrawal.

##### Capitalisation of employee benefits expenses

Employee benefits expenses are capitalised and included in the cost of property, plant and equipment, and intangible assets upon initial recognition to the extent that they are directly attributable to constructing and bringing the asset to the location and condition necessary for it to be capable of operating in the manner intended by management.



## D2. Key management personnel

Disclosures relating to key management personnel are set out below:

For the year ended	30 June 2024 \$	30 June 2023 \$
Short-term employee benefits	(9,522,977)	(9,759,185)
Post-employment benefits	(278,309)	(261,972)
Long-term employee benefits	(298,989)	(27,213)
<b>Total</b>	<b>(10,100,275)</b>	<b>(10,048,370)</b>

The table above includes the remuneration of key management personnel during the period for which they acted as key management personnel only. Refer to the Remuneration Report for details of any payments made to employees of the Company after they ceased to be key management personnel.

## E. OUR EQUITY

The Commonwealth of Australia and NBN Co had previously entered into an Equity Funding Agreement (EFA), whereby the Commonwealth of Australia provided assurances to the Company in relation to the provision of equity funding of \$29.5 billion until 30 June 2021. NBN Co entered into a subsequent EFA with the Commonwealth of Australia on 27 June 2023. Under the terms of the current EFA, the Commonwealth of Australia will provide up to \$2.4 billion in equity funding to NBN Co by 30 June 2026. The equity funding is to be used to enable an additional 1.5 million homes and businesses previously served by FTTN to be eligible for an upgrade to FTTP technology and will be provided to NBN Co as the program progresses, up to a maximum annual drawdown amount.

### E1. Contributed equity

As at 30 June 2024, \$30.6 billion of the total available equity funding of \$31.9 billion from the Commonwealth of Australia had been provided to NBN Co under the terms of the EFAs (30 June 2023: \$29.8 billion). The equity funding provided to the Company for the year ended 30 June 2024 is as follows:

	Number of shares	Ordinary shares fully paid \$m
<b>Balance at 30 June 2022</b>	<b>29,500,000,000</b>	<b>29,500</b>
Equity injection	304,692,179	305
<b>Balance at 30 June 2023</b>	<b>29,804,692,179</b>	<b>29,805</b>
Equity injections	771,307,821	771
<b>Balance at 30 June 2024</b>	<b>30,576,000,000</b>	<b>30,576</b>

### Recognition and measurement

Issued and paid up capital is recognised at the fair value of the consideration received by the Company. Transactions with the Commonwealth of Australia, as owner, that are designated as equity injections for the financial period, are recognised directly in contributed equity and do not form part of other comprehensive income in that financial period.

### Ordinary shares

Ordinary shares entitle the holder to participate in dividends and the proceeds on the winding up of the Company in proportion to the number and amounts paid on the shares held. Ordinary shares have no par value and the Company does not have a limited amount of authorised capital.

### Capital risk management

The Company's objectives when managing capital are to safeguard the ability of the Company to continue as a going concern while maximising the return to the Commonwealth Government and maintaining an optimal capital structure. The capital structure of the Company consists of cash and cash equivalents disclosed in Note C1, borrowings disclosed in Note C9 and contributed equity.

### Dividends declared

No dividends were declared or paid during the year (30 June 2023: nil).

## E2. Other reserves

	Cash flow hedging reserve \$m	Cost of hedging reserve \$m	Total reserves \$m
<b>Balance at 30 June 2022</b>	<b>909</b>	<b>26</b>	<b>935</b>
Change in fair value of hedging instrument recognised in OCI	449	5	454
Reclassified from OCI to profit or loss <sup>1</sup>	(474)	-	(474)
Reclassified to the cost of property, plant and equipment	(9)	(2)	(11)
Deferred tax	11	(1)	10
<b>Balance at 30 June 2023<sup>2</sup></b>	<b>886</b>	<b>28</b>	<b>914</b>
Change in fair value of hedging instrument recognised in OCI	(46)	(77)	(123)
Reclassified from OCI to profit or loss <sup>1</sup>	(228)	-	(228)
Reclassified to the cost of property, plant and equipment	2	-	2
Deferred tax	82	23	105
<b>Balance at 30 June 2024<sup>3,4</sup></b>	<b>696</b>	<b>(26)</b>	<b>670</b>

1. During the period, gains of \$45 million were released from the cash flow hedge reserve for discontinued hedges (30 June 2023: \$34 million).
2. During the prior period, certain interest rate swaps were renegotiated. This resulted in the de-designation of the related cash flow hedge relationships and a crystallised gain of \$150 million in the cash flow hedge reserve.
3. During the period, certain interest rate swaps were closed out before their end date. This occurred to align with NBN Co's updated Treasury Policy in relation to interest rate risk management. This resulted in the de-designation of the related cash flow hedge relationships and a crystallised gain of \$312 million in the cash flow hedge reserve.
4. As at 30 June 2024, gains of \$435 million relating to discontinued hedges remain in the cash flow hedge reserve (30 June 2023: \$168 million).

The cash flow hedging reserve represents the effective portion of gains or losses on remeasuring the fair value of qualifying derivative instruments, which have been designated into cash flow hedging relationships. The cost of hedging reserve represents changes in the fair value of the Company's derivative financial instruments attributable to movements in the foreign currency basis spread and time-value of future options.

The amount accumulated in the cash flow hedge reserve and cost of hedging reserve is reclassified to profit or loss in the same period or periods during which the underlying expected future cash flows to which the hedge relates affect profit or loss.

## F. OUR SIGNIFICANT CONTRACTUAL ARRANGEMENTS AND COMMITMENTS

NBN Co has entered into a number of contracts that will underpin the delivery and operation of the nbn<sup>®</sup> network. In addition to entering into contractual arrangements with Delivery Partners for the build of the network, NBN Co has entered into strategic agreements with Telstra and Singtel Optus that provide NBN Co with the required infrastructure to deliver fast broadband to the nation.

These strategic agreements are essential to NBN Co in regard to its ability to achieve its short and long-term objectives.

### F1. Telstra Revised Definitive Agreements

On 23 June 2011, NBN Co and Telstra announced that binding agreements (the Telstra Definitive Agreements or the DAs) had been entered into for the rollout of the nbn<sup>®</sup> network. The DAs became unconditional following the satisfaction of conditions precedent including Telstra shareholder approval in November 2011 and ACCC acceptance of Telstra's Migration Plan and Structural Separation Undertaking in March 2012.

Following the completion of the 2013 Strategic Review, the Government provided NBN Co with a new Statement of Expectations under which the nbn<sup>®</sup> network rollout was to transition from a primarily FTTP model to a Multi-Technology Mix (MTM) model.

On 14 December 2014, NBN Co and Telstra announced they had renegotiated the DAs and entered into a number of new agreements to provide for the shift to a MTM network rollout (the Revised Definitive Agreements or the RDAs). The RDAs came into effect on 26 June 2015 after all conditions precedent were either satisfied or waived.

As with the DAs, the RDAs provide NBN Co access to certain Telstra network infrastructure including ducts, pits, lead-in conduits (ownership of lead-in conduits transfers to NBN Co), exchange rack space and dark fibre to facilitate the efficient rollout of the nbn<sup>®</sup> network. The RDAs also continue to require Telstra to progressively disconnect premises connected to its copper and Hybrid Fibre Coaxial (HFC) networks (subject to exceptions for certain copper-based services and pay-TV services provided over parts of the spectrum on the HFC network) as the nbn<sup>®</sup> network is rolled out.<sup>1</sup> Telstra will continue to be entitled to payments from NBN Co for disconnecting premises from its networks, and NBN Co continues to expense these payments.

In addition, the RDAs allow NBN Co to progressively take ownership of, and the operational and maintenance responsibility for, elements of Telstra's copper and HFC networks and use of those network elements where it represents the fastest and most cost-effective way to deliver fast broadband to homes and businesses. These copper and HFC network elements are being used as access technologies as part of the overall design of the MTM rollout.

The payment structure remains linked to the rollout of the nbn<sup>®</sup> network. Under the RDAs, once NBN Co starts acquiring the assets forming part of Telstra's HFC network, NBN Co has an obligation to continue to acquire all of Telstra's HFC network. In July 2016, NBN Co commenced the acquisition of assets forming part of Telstra's HFC network.

Under the RDAs, NBN Co has also agreed to reimburse Telstra for any direct, reasonable, substantiated and incremental (DRSI) costs incurred as a result of the move from the FTTP rollout to the MTM rollout, subject to certain exceptions. NBN Co is capitalising these costs as they are incurred.

As with the DAs, the estimated value of the RDAs is based on a range of dependencies and assumptions over the long-term life of the agreements. On a like-for-like basis, the estimated net present value payable to Telstra under the RDAs is equivalent to that under the DAs. The RDAs contain an arrangement relating to the nbn<sup>®</sup> network rollout cessation and related consequences for NBN Co. In addition, there are provisions relating to NBN Co's liability for performing work on Telstra's live networks (refer to Note H2).

On 26 March 2024, it was agreed between Telstra and NBN Co that the network rollout has passed certain milestones which removes Telstra's right to trigger the rollout cessation regime in the RDAs. At the same time, it was also agreed between NBN Co and Telstra to modify certain lease payments under the right-of-use arrangements within the RDAs (refer to Note C3).

1. Services provided over the nbn<sup>®</sup> network will replace phone and internet services provided over most of the existing landline networks, including copper and the majority of HFC networks within the fixed-line footprint. Services provided over existing fibre networks (including in-building, health and education networks) and some special and business services may not be affected.

## F2. Optus HFC Subscriber Agreement

On 23 June 2011, NBN Co executed an agreement (the 2011 Optus HFC Subscriber Agreement) with Singtel Optus Pty Ltd and other Optus entities (Optus).

On 19 July 2012, the ACCC published a final determination granting authorisation of the 2011 Optus HFC Subscriber Agreement.

Under the terms of the 2011 Optus HFC Subscriber Agreement:

- Optus agreed to progressively migrate HFC customers to the nbn<sup>®</sup> network as it is rolled out. Optus agreed to a Fixed Line network preference in favour of NBN Co for residential and small business customers served by Optus' HFC network
- NBN Co agreed to make progressive payments to Optus based on the actual number of customers that migrate from its HFC network to the nbn<sup>®</sup> network.

On 14 December 2014, NBN Co and Optus announced they had signed agreements (the Revised HFC Subscriber Agreement) amending the 2011 Optus HFC Subscriber Agreement. On 19 September 2015, all of the conditions precedent to the Revised HFC Subscriber Agreement with Optus were satisfied. The Revised HFC Subscriber Agreement provides NBN Co with the option to acquire elements of Optus' HFC network where it is efficient and/or cost effective to do so, as part of the overall design and implementation of the MTM rollout.

The Revised HFC Subscriber Agreement continues to require Optus to progressively migrate HFC customers to the nbn<sup>®</sup> network as it is rolled out. The migration of Optus HFC customers to the nbn<sup>®</sup> network is now complete and there will be no further payments to Optus relating to the migration of customers.

## F3. Commitments

### Capital commitments

Total capital expenditure contracted for at the reporting date but not yet recognised in the Statement of financial position is as follows:

	30 June 2024 \$m	30 June 2023 \$m
Within one year	524	529
Later than one year but not later than five years	7	64
Later than five years	4	2
<b>Total</b>	<b>535</b>	<b>595</b>

Capital commitments include committed right-of-use and infrastructure ownership payments under the RDAs with Telstra, fixed-term commercial contracts and other ordered capital expenditure.

## G. OUR FINANCIAL RISK MANAGEMENT

As a result of its ongoing business operations, the Company is exposed to a number of financial risks. This section sets out the nature, quantification and management of these financial risks.

### Financial risk management objectives

The Company's risk management policy is to identify, assess and manage risks which are likely to adversely affect the Company's financial performance, growth and ability to continue as a going concern. In terms of financial risk management, the Company takes a risk-averse approach as it seeks to minimise risk, provided it is cost effective to do so.

The main risks arising from the Company's financial activities are market risks (interest rate risk and foreign currency risk), liquidity risk and credit risk.

### Financial assets and liabilities

All of the financial assets and liabilities below are carried at amortised cost except for derivatives which are measured at fair value. Borrowings that are in a designated fair value hedge relationship are adjusted for fair value movements attributable to the hedged risk.

As at	30 June 2024 \$m	30 June 2023 \$m
<b>Financial assets</b>		
Cash and cash equivalents	54	41
Trade and other receivables	583	533
Derivative financial assets	1,116	1,635
<b>Carrying amount of financial assets</b>	<b>1,753</b>	<b>2,209</b>
<b>Financial liabilities</b>		
Trade and other payables	1,181	1,280
Lease liabilities	11,846	11,512
Derivative financial liabilities	485	319
Borrowings	26,912	20,334
Related party borrowings	-	5,500
<b>Carrying amount of financial liabilities</b>	<b>40,424</b>	<b>39,945</b>

### Net interest income or expense from financial assets and liabilities

The net interest income or expense earned from financial assets and liabilities for the year ended 30 June 2024 was a net expense of \$1,831 million (30 June 2023: net expense of \$1,656 million).

## Derivatives and hedging activities

The Company uses derivative financial instruments in the normal course of business in order to hedge exposures to fluctuations in interest rates and foreign exchange rates in accordance with the Company's financial risk management policies. The Company's policies allow derivative transactions to be undertaken for the purpose of managing risk and not for speculative trading.

The fair values, including accrued interest, of the Company's derivative instruments at 30 June 2024 are as follows:

	30 June 2024		30 June 2023	
	Current \$m	Non-current \$m	Current \$m	Non-current \$m
<b>Assets</b>				
Forward exchange contracts	-	-	2	-
Interest rate options	-	8	-	3
Interest rate swaps	65	747	32	1,388
Cross-currency interest rate swaps	129	161	28	179
Power purchase agreements	-	6	-	3
<b>Total derivative assets</b>	<b>194</b>	<b>922</b>	<b>62</b>	<b>1,573</b>
<b>Liabilities</b>				
Interest rate options	-	8	-	-
Interest rate swaps	1	93	13	81
Cross-currency interest rate swaps	24	359	18	207
<b>Total derivative liabilities</b>	<b>25</b>	<b>460</b>	<b>31</b>	<b>288</b>

## Recognition and measurement

Derivatives are initially recognised at fair value on the date a derivative contract is entered into and are subsequently remeasured to their fair value at the end of each reporting period. The accounting for subsequent changes in fair value depends on whether the derivative is designated as a hedging instrument and if so, the nature of the item being hedged. Any derivative instruments that are not designated in a hedging relationship will have the subsequent fair value movement within each reporting period recognised in profit or loss.

Derivatives that are designated in a hedging relationship are designated as either:

- Cash flow hedges, being hedges of a particular risk associated with cash flows of recognised assets and liabilities and highly probable forecast transactions; or
- Fair value hedges, being hedges of the fair value of recognised assets or liabilities or a firm commitment.

At the inception of the hedging transaction, the Company documents the relationship between hedging instruments and hedged items, as well as its risk management objective and strategy for undertaking various hedge transactions. The Company also documents its assessment, both at hedge inception and on an ongoing basis, as to whether the derivatives used in hedging transactions have been, and will continue to be effective, in offsetting changes in either the fair value or cash flows of hedged items. When forward contracts are used to hedge forecast transactions, the Company generally designates the entire fair value of the forward contract as the hedging instrument. The full fair value of a hedging derivative is classified as a non-current asset or liability when the remaining maturity of the hedged item is more than 12 months.

## **G. Our financial risk management (continued)**

### **Derivatives and hedging activities (continued)**

#### **Cash flow hedge**

Cash flow hedges are used by the Company to manage exposure to variability in expected future cash flows, which could affect profit or loss. Variability in expected future cash flows could arise from fluctuations in foreign exchange rates and interest rates on financial liabilities or highly probable forecast transactions, predominantly associated with NBN Co's foreign and domestic borrowings.

The Company uses interest rate swaps, interest rate and foreign exchange options, cross-currency interest rate swaps and forward exchange contracts to hedge against such fluctuations.

The effective portion of changes in the fair value of derivatives that are designated in a cash flow hedge relationship are recognised in other comprehensive income and accumulated in the cash flow hedge reserve within equity. The ineffective portion is recognised immediately in profit or loss within net finance costs.

Amounts accumulated in equity are reclassified to profit or loss in the periods when the hedged item affects profit or loss. When the hedged forecast transaction results in the recognition of a non-financial asset, the gains and losses previously deferred in equity are reclassified from equity and included in the initial measurement of the cost of the asset.

When a hedging instrument expires or is sold or terminated, or when a hedge no longer meets the criteria for hedge accounting, the hedge relationship is discontinued. Any cumulative gain or loss related to the hedging instrument existing in the cash flow hedge reserve at that time remains in equity and is reclassified to profit or loss when the forecast transaction is ultimately recognised in profit or loss. When a forecast transaction is no longer expected to occur, the cumulative gain or loss that was reported in the cash flow hedge reserve is immediately reclassified to profit or loss, where applicable.

#### **Fair value hedges**

Fair value hedges are used by the Company to manage the variability in the fair value of foreign and domestic borrowings due to fluctuations in interest rates. The Company uses interest rate swaps and cross-currency interest rate swaps to hedge against such fluctuations.

Changes in the fair value of derivatives that are designated and qualify as fair value hedges are recorded in profit or loss within net finance costs, together with any changes in the fair value of the hedged liability that are attributable to the hedged risk. Any gain or loss relating to the ineffective portion of a fair value hedge is recognised directly in the profit or loss within net finance costs.

If the hedge no longer meets the criteria for hedge accounting, it is discontinued. The adjustment to the carrying amount of a hedged item for which the effective interest method is used, is amortised to profit or loss within net finance costs over the period to maturity using a recalculated effective interest rate.



## Hedge effectiveness

Hedge effectiveness is determined at the inception of the hedge relationship, and through periodic prospective effectiveness assessments to ensure that an economic relationship exists between the hedged item and hedging instrument.

Hedge ineffectiveness may occur due to:

- The credit value/debit value adjustment on the hedging instrument not being matched by a similar adjustment on the hedged item
- Differences in critical terms between the hedging instrument and hedged item, including hedging instruments with a non-zero fair value at inception of the hedge relationship.

## Offsetting financial assets and liabilities

Currently there is no right or basis to present any financial assets or financial liabilities on a net basis, other than interest receivable and payable on derivative financial instruments. As such, no financial assets or financial liabilities, other than those mentioned above, have been presented on a net basis in the Company's Statement of financial position at the end of the financial year.

## Power Purchase Agreements

As at 30 June 2024, the Company had entered into the following renewable energy Power Purchase Agreements (PPAs):

- A solar PPA for a solar farm situated in West Wyalong, New South Wales. The solar farm is operational and is contracted for 10-year period which commenced in December 2023
- A wind PPA for AGL wind farm situated in Victoria. The wind farm is already operational and NBN Co has contracted to obtain offtake for a 6-year period from January 2025
- A solar PPA in June 2023 for a solar farm situated in Munna Creek Queensland. The solar farm is not yet operational and is contracted for a 10-year period from the commencement of commercial production, expected in the second half of 2025.

The PPAs are not physical electricity supply contracts. They operate as a 'contract for difference' (CfD), whereby the parties have agreed to a 'strike price'. If the electricity spot price is higher than the strike price, then the solar farm will pay the difference to NBN Co and vice versa if the spot price is lower than the strike price. The CfD is a derivative financial instrument and is required to be measured at fair value at each reporting date.

As at 30 June 2024, the derivative asset relating to the Company's PPAs was \$6 million (30 June 2023: \$3 million).

The PPAs are not designated into hedging relationships and therefore the fair value movements on the Company's PPAs are recognised in profit or loss as a gain/(loss) on derivatives measured at fair value through profit or loss.

## G. Our financial risk management (continued)

### Derivatives and hedging activities (continued)

#### Hedge Accounting

The impact of derivatives and hedging activities on the Company's financial position and performance is as follows:

Fair Value Hedges	30 June 2024		30 June 2023	
	Interest rate \$m	Total \$m	Interest rate \$m	Total \$m
<b>Carrying amount of hedging instruments<sup>1,2</sup></b>				
Derivative assets	-	-	-	-
Derivative liabilities	(613)	(613)	(758)	(758)
<b>Fair value hedge adjustment</b>				
Carrying amount of hedged item recognised in the Statement of financial position	(12,961)	(12,961)	(8,780)	(8,780)
Cumulative fair value adjustment on hedged item	593	593	747	747
<b>Hedge effectiveness</b>				
Change in value of hedging instrument used for calculating hedge effectiveness	(145)	(145)	191	191
Change in value of hedged item used for calculating hedge effectiveness	154	154	(180)	(180)
<b>Hedge ineffectiveness recorded in profit or loss</b>	<b>9</b>	<b>9</b>	<b>11</b>	<b>11</b>

Cash Flow Hedges	30 June 2024			30 June 2023		
	Foreign exchange \$m	Interest rate \$m	Total \$m	Foreign exchange \$m	Interest rate \$m	Total \$m
<b>Carrying amount of hedging instruments<sup>1,2</sup></b>						
Derivative asset	769	787	1,556	847	1,391	2,238
Derivative liabilities	(359)	(27)	(386)	(207)	-	(207)
<b>Hedge effectiveness</b>						
Change in value of hedging instrument used for calculating hedge effectiveness	182	417	599	(292)	52	(240)
Change in value of hedged item used for calculating hedge effectiveness	(182)	(413)	(595)	290	(51)	239
<b>Hedge ineffectiveness recorded in profit or loss</b>	<b>-</b>	<b>4</b>	<b>4</b>	<b>(2)</b>	<b>1</b>	<b>(1)</b>
<b>Change in hedge reserves</b>						
Change in value of hedging instrument recognised in cash flow hedge reserves	158	(112)	46	(266)	(183)	(449)
Change in value of the hedging instrument recognised in cost of hedge reserves	77	-	77	(6)	1	(5)
Amount reclassified from cost of hedge reserve to property, plant and equipment	-	-	-	2	-	2
Amount reclassified from cash flow hedge reserve to property, plant and equipment	(2)	-	(2)	9	-	9
Amount reclassified from cash flow hedge reserve to net finance costs for continued and discontinued hedges	(179)	407	228	290	184	474
<b>Change in reserves for continued or discontinued hedges</b>	<b>54</b>	<b>295</b>	<b>349</b>	<b>29</b>	<b>2</b>	<b>31</b>

1. Excluding accrued interest.

2. The carrying amount of the hedging instruments are grossed up to allow for the hedge designation methodology the Company applies when designating cross-currency interest rate swaps in fair value and cash flow hedges.

## Foreign currency risk management

Foreign currency risk refers to the risk that the fair value or future cash flows of a financial instrument will fluctuate due to changes in foreign exchange rates. The Company is exposed to foreign currency risk due to fluctuations in foreign exchange rates for certain transactions.

The carrying amount of monetary assets and liabilities for foreign exchange risk denominated in foreign currencies and notional cash outflows for derivatives that hedge foreign exchange risk, as expressed in Australian dollars, is as follows:

	30 June 2024						30 June 2023					
	\$m						\$m					
	USD	EUR	NOK	JPY	HKD	GBP	USD	EUR	NOK	JPY	HKD	GBP
<b>Foreign exchange risk</b>												
Trade payables	38	-	-	-	-	-	20	-	-	-	-	-
Borrowings	7,391	4,484	526	49	268	307	5,355	2,253	525	57	169	95
<b>Total foreign exchange risk</b>	<b>7,429</b>	<b>4,484</b>	<b>526</b>	<b>49</b>	<b>268</b>	<b>307</b>	<b>5,375</b>	<b>2,253</b>	<b>525</b>	<b>57</b>	<b>169</b>	<b>95</b>
<b>Derivatives</b>												
Foreign exchange options	133	-	-	-	-	-	31	-	-	-	-	-
Forward exchange contracts	38	-	-	-	-	-	89	-	-	-	-	-
Cross-currency interest rate swaps	7,386	4,437	583	61	262	286	5,416	2,132	583	61	171	93
<b>Total derivatives hedging foreign exchange risk</b>	<b>7,557</b>	<b>4,437</b>	<b>583</b>	<b>61</b>	<b>262</b>	<b>286</b>	<b>5,536</b>	<b>2,132</b>	<b>583</b>	<b>61</b>	<b>171</b>	<b>93</b>

The Company has entered into forward exchange contracts to hedge its exposure to currency risk in relation to highly probable forecast transactions which are denominated in foreign currency. The Company's strategy is to fully hedge all material contractually certain foreign currency exposures and to hedge highly probable material foreign exchange exposures on a sliding scale dependent upon the period of time until expected settlement.

In accordance with its risk management strategy, the Company enters into cross-currency interest rate swaps to mitigate the foreign currency exposure on all of its foreign currency denominated borrowings.

## G. Our financial risk management (continued)

### Foreign currency risk management (continued)

The maturity profile of the Company's derivatives that hedge foreign exchange risk are as follows:

	30 June 2024			30 June 2023		
	Within 1 year \$m	1 to 5 years \$m	Greater than 5 years \$m	Within 1 year \$m	1 to 5 years \$m	Greater than 5 years \$m
Cash flow hedges	995	4,367	7,823	120	2,757	5,699

As at 30 June 2024, the material currency pairs of cross-currency interest rate swaps designated in hedge relationships are receive USD/pay AUD, receive EUR/pay AUD and receive NOK/pay AUD with weighted average foreign currency rates of USD/AUD 0.72, EUR/AUD 0.62 and NOK/AUD 6.44 (30 June 2023: USD/AUD 0.75, EUR/AUD 0.63 and NOK/AUD 6.44).

The Company has not entered into foreign currency positions that are not supported by underlying purchasing transactions that are either certain or highly probable as to timing, quantum and currency.

#### Sensitivity analysis

Sensitivity analysis to exchange rate movements based on the valuation of material financial instruments at the end of the period is as follows:

	30 June 2024	30 June 2023
	Impact on post-tax profit and equity 30 June 2024 \$m	Impact on post-tax profit and equity 30 June 2023 \$m
<b>Exchange rates (AUD/USD)</b>		
+ 10 cents	(13)	(35)
- 10 cents	15	39
<b>Exchange rates (AUD/EUR)</b>		
+ 10 cents	(7)	1
- 10 cents	13	-
<b>Exchange rates (AUD/NOK)</b>		
+ 10 cents	(3)	(1)
- 10 cents	3	1

A sensitivity range of plus 10 cents and minus 10 cents has been selected as a reasonably possible shift in exchange rate movements based on the current and historical level of volatility.

## Interest rate risk management

Interest rate risk is the risk that the fair value or future cash flows of a financial instrument will fluctuate because of changes in market interest rates. The Company is exposed to interest rate risk due to changes in market interest rates associated with interest-bearing cash and cash equivalents and long-term borrowings. Interest on financial instruments classified as floating rate is repriced at intervals of less than one year. Interest on financial instruments classified as fixed rate is fixed until maturity of the instrument.

During the year, following the acceptance of the Special Access Undertaking by the ACCC, NBN Co updated its Treasury Policy in relation to interest rate risk management. The Company manages its risk by entering into fixed and floating rate borrowings and by entering into cross-currency interest rate swaps, interest rate swaps, and interest rate options to manage the interest rate exposure in accordance with the updated Treasury Policy.

	Notional Amount \$m	Notional swapped from fixed to floating \$m	Notional swapped from floating to fixed \$m	Net exposure to floating interest rate risk \$m
<b>At 30 June 2024</b>				
Floating rate debt portfolio	8,223	12,917	(14,174)	6,966
<b>At 30 June 2023</b>				
Floating rate debt portfolio	7,069	8,756	(13,734)	2,091

The proportion of debt exposed to floating rates prior to any hedging is 30.58 per cent (30 June 2023: 27.37 per cent). Following consideration of the effect of hedging the proportion of debt exposed to floating rates is 25.91 per cent (30 June 2023: 8.10 per cent).

The notional maturity profile of the Company's derivatives that hedge interest rate risk are as follows:

	30 June 2024			30 June 2023		
	Within 1 year	1 to 5 years	Greater than 5 years	Within 1 year	1 to 5 years	Greater than 5 years
Cash flow hedges	1,400	12,792	1,880	-	12,884	4,350
Fair value hedges	824	4,299	7,793	400	2,757	5,600

As at 30 June 2024, the weighted average fixed interest on interest rate swaps, interest rate options and fixed cross-currency interest rate swaps designated in hedge relationships is 2.30 per cent (30 June 2023: 1.65 per cent).

## Sensitivity analysis

Sensitivity analysis to interest rate movements, based on the valuation of financial instruments at the end of the year is as follows:

	30 June 2024	30 June 2023
	Impact on post-tax profit and equity \$m	Impact on post-tax profit and equity \$m
Interest rates +100 basis points	320	391
Interest rates -100 basis points	(331)	(412)

Sensitivity analysis to interest rates moving +/- 100 basis points on variable rate borrowings that are not hedged is +/- \$49 million on post-tax profit (30 June 2023: +/- \$15 million).

## G. Our financial risk management (continued)

A sensitivity range of plus 100 basis points and minus 100 basis points has been selected as a reasonably possible shift in interest rates based on the current level of interest rates and historical volatility.

### Credit risk exposure

Credit risk refers to the risk that a counterparty will default on its contractual obligations, resulting in financial loss to the Company. Counterparty exposure is measured as the total value of the exposures to all obligations of any single legal or economic entity (e.g. a group of companies). Credit risk is managed on a group basis. The Company manages its credit risk via Board approved policies that require a formal approval of new counterparties, credit limit monitoring by counterparty and ongoing monitoring and reporting to manage credit risk exposure. Credit risk arises from cash and cash equivalents and the net favourable position of derivative financial instruments, as well as credit exposures to Retail Service Providers.

The Company does not expect any significant losses from non-performance by any of these counterparties.

The Company's maximum exposure to credit risk at the end of the reporting period is the carrying amount of the financial assets as recorded in the Statement of financial position.

The credit quality of financial assets can be assessed by reference to external credit ratings (if available) or to historical information about counterparty default rates.

	30 June 2024 \$m	30 June 2023 \$m
<b>Trade receivables</b>		
<i>Counterparties with an external credit rating</i>		
AAA	1	5
A-	244	261
B+	3	-
<i>Counterparties without an external credit rating<sup>1</sup></i>		
Group 1	6	5
Group 2	248	208
Group 3	8	8
<b>Total</b>	<b>510</b>	<b>487</b>
<b>Cash at bank and short-term bank deposits</b>		
AA-	54	41
<b>Total</b>	<b>54</b>	<b>41</b>
<b>Derivative financial assets</b>		
AA-	437	623
A+	481	698
A	192	277
A-	-	34
BBB	6	3
<b>Total</b>	<b>1,116</b>	<b>1,635</b>

1. Group 1 – new customers (less than six months).

Group 2 – existing customers (more than six months) with no defaults in the past.

Group 3 – existing customers (more than six months) with defaults in the past, subsequently remediated.

The Company did not have any material receivables that were past due or impaired at 30 June 2024 (30 June 2023: nil).

## Liquidity risk management

Liquidity risk refers to the risk of encountering difficulties in meeting obligations associated with financial liabilities. Liquidity risk management is associated with ensuring sufficient funds are available to meet financial commitments in a timely manner and planning for unforeseen events which may curtail cash flows and cause pressure on liquidity. The Company's financial liabilities are trade and other payables, finance lease liabilities, and borrowings.

The Company measures and manages liquidity risk through the liquidity ratio and by forecasting liquidity and funding requirements for the next four years as a minimum, which is reviewed annually by the Board. In addition, the Company prepares and reviews a rolling monthly cash forecast. The risk of refinancing is reduced by ensuring that the Company's borrowings mature across different periods.

The total drawn and undrawn amounts across all available borrowings are included in Note C9.

## Contractual maturities of financial assets and liabilities

Amounts shown in the table below illustrate the undiscounted cash flows for the remaining contractual maturities of financial assets and liabilities and the carrying value recorded in the Statement of financial position for NBN Co's financial assets and liabilities.

	Within 1 year \$m	1 to 5 years \$m	Greater than 5 years \$m	Total contractual cash in/(out) flows \$m	Carrying amount assets/ (liabilities) \$m
<b>At 30 June 2024</b>					
<b>Non-derivatives</b>					
Cash and cash equivalents	54	-	-	54	54
Trade and other receivables	583	-	-	583	583
Trade and other payables	(1,181)	-	-	(1,181)	(1,181)
Borrowings	(6,437)	(16,284)	(9,537)	(32,258)	(26,912)
Lease liabilities	(1,475)	(4,696)	(20,129)	(26,300)	(11,846)
<b>Total</b>	<b>(8,456)</b>	<b>(20,980)</b>	<b>(29,666)</b>	<b>(59,102)</b>	<b>(39,302)</b>
<b>Derivatives</b>					
Derivative financial assets	283	601	(14)	870	1,116
Derivative financial liabilities	(166)	(678)	(225)	(1,069)	(485)
<b>Total</b>	<b>117</b>	<b>(77)</b>	<b>(239)</b>	<b>(199)</b>	<b>631</b>
<b>At 30 June 2023</b>					
<b>Non-derivatives</b>					
Cash and cash equivalents	41	-	-	41	41
Trade and other receivables	533	-	-	533	533
Trade and other payables	(1,280)	-	-	(1,280)	(1,280)
Borrowings	(2,583)	(14,948)	(5,651)	(23,182)	(20,334)
Related party borrowings	(5,718)	-	-	(5,718)	(5,500)
Lease liabilities	(1,395)	(4,415)	(19,782)	(25,592)	(11,512)
<b>Total</b>	<b>(10,402)</b>	<b>(19,363)</b>	<b>(25,433)</b>	<b>(55,198)</b>	<b>(38,052)</b>
<b>Derivatives</b>					
Derivative financial assets	297	1,089	178	1,564	1,635
Derivative financial liabilities	(147)	(358)	(38)	(543)	(319)
<b>Total</b>	<b>150</b>	<b>731</b>	<b>140</b>	<b>1,021</b>	<b>1,316</b>

## G. Our financial risk management (continued)

### Fair value measurement of financial instruments

The Company uses the following fair value hierarchy for determining and disclosing the fair value of financial instruments.

Level 1: quoted (unadjusted) prices in active markets for identical assets or liabilities.

Level 2: inputs other than quoted prices included within Level 1 that are observable for the asset or liability, either directly (as prices) or indirectly (derived from prices). If all significant inputs required to fair value an instrument are observable, the instrument is included in Level 2.

Level 3: If one or more of the significant inputs for the asset or liability are not based on observable market data (unobservable inputs).

### Fair value of derivative assets and liabilities

The Company's derivative financial assets and liabilities are the only assets and liabilities carried at fair value in the Statement of financial position. The fair value of these instruments is determined using valuation techniques with observable market data, categorised as Level 2, other than the CfD derivatives within PPAs which are categorised as Level 3 as one of the key inputs, being the electricity forward prices, cannot be forecast (using observable market data) for the duration of the contract.

The changes in Level 3 derivative financial instruments for the year ended 30 June 2024 are shown in the table below:

	30 June 2024 \$m	30 June 2023 \$m
<b>For the year ended</b>		
<b>Derivative financial assets</b>		
Balance at 1 July	3	-
Change in fair value of PPA	3	3
<b>Total</b>	<b>6</b>	<b>3</b>

In accordance with AASB 2020-8 *Amendments to Australian Accounting Standards – Interest Rate Benchmark Reform – Phase 2* (AASB 2020-8), NBN Co is transitioning from Interbank Offered Rates (IBORs) to alternate Risk-Free Rates (RFRs). During the period, NBN Co transitioned the measurement of the fair value of its derivatives held in USD and GBP to reference RFRs as opposed to IBORs. This did not have a material impact on NBN Co's financial statements as at 30 June 2024. NBN Co will seek to transition to using RFRs for derivatives held in remaining currencies as the RFRs are considered to be a reliable market reference input.

There has been no change in the valuation techniques applied and there were no transfers between hierarchy levels during the year.





## Key estimates and judgements

### Determination of the fair value of derivative assets and liabilities

There are several assumptions used in the determination of the fair value of the Company's derivative assets and liabilities, particularly in relation to the accounting for cross-currency interest rate swaps and the valuation of CfD derivatives within NBN Co's PPAs.

The Company's cross-currency interest rate swaps use a trifurcation methodology between fair value and cash flow hedges. The fair value of derivatives used for hedging is determined using forward exchange rates at the reporting date and the present value of the estimated future cash flows based on observable yield curves, which if move significantly can cause material movements in the fair value of derivatives recorded in the Statement of financial position.

The fair value of CfD derivatives with PPAs is determined using an electricity price forecasting model and inputs used include forecast electricity volumes, the electricity forward spot price, the contract period, the discount rate and the net position of the long-term generation certificates.



### Fair value of other financial instruments (excluding lease liabilities)

The carrying amounts of NBN Co's other financial instruments, which are not measured at fair value, are materially consistent with their fair value as at the reporting date.

The fair value of the Company's borrowings have been disclosed in Note C9.

## H. OTHER FINANCIAL INFORMATION

This section provides information on further disclosures required by the Australian Accounting Standards and the *Corporations Act 2001* (Cth).

### H1. Income tax expense

For the year ended	30 June 2024 \$m	30 June 2023 \$m
<b>(a) Income tax expense</b>		
Deferred tax	(105)	(10)
<b>Total</b>	<b>(105)</b>	<b>(10)</b>
<b>(b) Numerical reconciliation of income tax expense to prima facie tax payable</b>		
Loss before income tax	(1,071)	(1,109)
Tax at the Australian tax rate of 30% (2023: 30%)	321	333
Tax effect of amounts which are not deductible (taxable) in calculating taxable income		
Current year tax losses not recognised	(242)	(242)
Temporary differences not recognised	(184)	(101)
<b>Income tax expense</b>	<b>(105)</b>	<b>(10)</b>
<b>(c) Tax Losses</b>		
Unused tax losses for which no deferred tax asset has been recognised	30,405	29,568
<b>Potential tax benefit at 30%</b>	<b>9,121</b>	<b>8,870</b>

Total temporary differences for which no deferred tax asset is recognised is primarily comprised of lease arrangements, provisions and accruals and deferred income.

The cumulative amount of unrecognised tax losses of \$30,405 million (30 June 2023: \$29,568 million) may be available to offset against future income tax assessments when the Company generates taxable income.

The Company has recognised a deferred tax expense of \$105 million for the year ended 30 June 2024 (30 June 2023: \$10 million). This relates to the recognition of deductible temporary differences as a deferred tax asset to offset a deferred tax liability created as a result of the movement in the cash flow hedge reserve and cost of hedging reserve, which is recognised directly in the reserves to which it relates (refer to Note E2).

### **Effective tax rate**

The non-recognition of deferred tax assets for deductible temporary differences and tax losses has led to NBN Co having an Australian accounting effective tax rate (ETR) of 0 per cent (30 June 2023: 0 per cent). If deferred tax assets had been fully recognised for deductible temporary differences and tax losses, NBN Co's Australian ETR would have been 30 per cent.

The above ETR has been calculated on the basis of income tax expense divided by accounting profit, in accordance with the requirements of the Board of Taxation's Tax Transparency Code.

### **Recognition and measurement**

The income tax expense or benefit for the period is the tax payable or receivable on the current period's taxable income based on the applicable income tax rate adjusted by changes in deferred tax assets and liabilities attributable to temporary differences and to unused tax losses.

The current income tax expense or benefit is calculated on the basis of the tax laws enacted or substantively enacted at the end of the reporting period. Management periodically evaluates positions taken in tax returns with respect to situations in which applicable tax regulation is subject to interpretation.

Deferred tax assets are recognised for deductible temporary differences and unused tax losses only if it is probable that future taxable amounts will be available to utilise those temporary differences and losses.

Current and deferred tax is recognised in profit or loss, except to the extent that it relates to items recognised in other comprehensive income or directly in equity. In this case, the tax is recognised in other comprehensive income or directly in equity, respectively.

## **H2. Contingent assets and contingent liabilities**

### **Recognition and measurement**

Contingent assets and contingent liabilities are not recognised in the Statement of financial position but are reported in this note. They may arise from uncertainty as to the existence of an asset or liability or represent an asset or liability in respect of which the amount cannot be reliably measured. Contingent assets are disclosed when settlement is probable, but not virtually certain and contingent liabilities are disclosed when the likelihood of settlement is greater than remote but not probable. The details of NBN Co's significant contingent assets and liabilities are set out below:

### **Telstra Revised Definitive Agreements**

Under the Telstra Revised Definitive Agreements, NBN Co has a right to undertake copper, HFC and associated passive infrastructure pre-construction and construction works on Telstra's networks pre-asset transfer. NBN Co has indemnified Telstra against any loss or claim for death, personal injury or damage as well as contractual liabilities of Telstra to its customers arising as a result of NBN Co undertaking such works on Telstra's networks pre-asset transfer. To the extent that claims or damages could be reliably measured, adequate allowance has been made for resultant liabilities at the reporting date.

### **Legal action**

As at 30 June 2024, NBN Co had no outstanding legal action that would materially impact the 30 June 2024 financial statements. However, from time to time, the Company may be subject to lawsuits or proceedings for which it may be required, either by law or based on its business judgement, to make payments to settle or otherwise resolve matters.

## H. Other financial information (continued)

### H2. Contingent assets and contingent liabilities (continued)

#### Contractual related claims and disputes

Various claims and disputes arise from time to time in the ordinary course of business. Where the resolution (if any) cannot be measured with sufficient reliability, no asset or liability for these claims or disputes is recognised.

To the extent a resolution for claims or disputes is probable and could be reliably measured, and in the case of an asset the resolution is virtually certain, adequate recognition in the Statement of financial position has been made at the reporting date. The disclosure of any further information about claims or disputes would be prejudicial to the interests of the Company.

### H3. Related party transactions

#### Parent entity

The Company's ultimate parent entity and ultimate controlling entity is the Commonwealth of Australia.

#### Acquisitions

There were no acquisitions in the year.

#### Key management personnel

Disclosures relating to key management personnel are presented in Note D2.

#### Transactions with related parties

The following transactions occurred with related parties:

For the year ended	Note	30 June 2024 \$	30 June 2023 \$
<b>Equity injections from NBN Co's Shareholder Departments</b>			
Balance at 1 July		29,804,692,179	29,500,000,000
Equity injections during the year	E1	771,307,821	304,692,179
<b>Balance at 30 June</b>		<b>30,576,000,000</b>	<b>29,804,692,179</b>

For the year ended	Note	30 June 2024 \$	30 June 2023 \$
<b>Loans from NBN Co's Shareholder Departments</b>			
Balance at 1 July		5,500,000,000	6,375,000,000
Loans paid during the period	C9	(5,500,000,000)	(875,000,000)
Interest charged on Commonwealth loan		212,809,315	224,079,041
Interest paid on Commonwealth loan		(212,809,315)	(224,079,041)
<b>Balance at 30 June</b>	<b>C9</b>	<b>-</b>	<b>5,500,000,000</b>

For the year ended	30 June 2024 \$	30 June 2023 \$
<b>Significant transactions with NBN Co's Shareholder Departments</b>		
<i>Recognised in the Statement of profit or loss</i>		
Other revenue	39,648,750	472,744
Other operating income	128,744,084	122,722,185
<i>Recognised in the Statement of financial position</i>		
Other receivables	28,237,989	23,428,455
Contract liabilities	(15,796,009)	(34,888,027)
Other liabilities	(288,000,000)	(384,000,000)
<i>Recognised in the Statement of cash flows</i>		
Receipts from customers	18,729,056	22,431,456
Government grants received	29,762,224	25,276,800

During FY22, NBN Co received \$480 million grant funding from the Department of Infrastructure, Transport, Regional Development, Communications and the Arts as part of the NBN Co Fixed Wireless and Satellite Upgrade Program, with NBN Co also contributing an estimated \$270 million of investment into the Program. NBN Co recognises grant income in profit or loss on a basis aligned to the expenditure incurred by the Company for which the grant is intended to compensate. For the year ended 30 June 2024, NBN Co had recognised \$96 million (30 June 2023: \$96 million) as other income and as at 30 June 2024, \$288 million had been recognised as a deferred gain (30 June 2023: \$384 million).

NBN Co has recognised grant income of \$29 million (30 June 2023: \$24 million) from the Department of Infrastructure, Transport, Regional Development, Communications and the Arts on behalf of the Commonwealth Government under the Regional Broadband Scheme (RBS). The RBS was established by Government to ensure there are long-term sustainable funding arrangements in place to provide essential broadband services to regional, rural and remote Australians. As at 30 June 2024, NBN Co had accrued income for the RBS Levy of \$27 million (30 June 2023: \$23 million). NBN Co received \$25 million in cash payments during the year ended 30 June 2024 (30 June 2023: \$23 million).

NBN Co also received co-investment funding from the Commonwealth Government's Regional Connectivity Program (RCP) which is initially recognised as deferred revenue and released to other revenue as NBN Co completes the construction activity and satisfies the performance obligation under the contract. For the year ended 30 June 2024, NBN Co had recognised other revenue of \$40 million (30 June 2023: \$0.5 million) and \$15 million had been recognised as a deferred gain as at 30 June 2024 (30 June 2023: \$35 million). Cash payments received under the RCP, along with a number of small other individual grants received from NBN Co's Shareholder Departments have been included in the table above.

As per AASB 124 *Related Parties*, an entity is not considered a related party simply because they have a Director in common with NBN Co. There are instances where Non-Executive Directors of NBN Co also hold Director positions with entities that NBN Co enters into contractual relationships with on standard commercial terms.

## H. Other financial information (continued)

### H4. Remuneration of auditors

Under Section 98 of the PGPA Act, the Auditor-General is responsible for auditing the financial statements of NBN Co Limited. On 1 February 2024, the Australian National Audit Office (ANAO) reappointed PwC as contractors to the financial statement audit process.

NBN Co has engaged PwC on assignments additional to their contract auditor duties and may decide to continue to do so, where their expertise and experience with the Company is important and no potential conflicts of interest exist. All non-audit engagements are subject to prior approval by the CFO and the Chair of the Audit and Risk Committee. These are also subject to prior approval by the ANAO and having regard to their independence policies. The Directors are satisfied that the provision of advisory services by PwC did not compromise auditor independence requirements, having a specific regard to PwC's role as the contractor to the ANAO.

During the year, the following fees were paid or payable for services provided by the ANAO and PwC:

For the year ended	30 June 2024 \$	30 June 2023 \$
<b>Australian National Audit Office</b>		
Audit of annual financial statements	(2,499,224)	(2,708,790)
Review of half-year financial statements	(795,302)	(997,049)
Audit of NBN Co reporting for Whole of Government financial statements	(363,564)	(387,115)
<b>Total remuneration for audit and other assurance services</b>	<b>(3,658,090)</b>	<b>(4,092,954)</b>
<b>PwC Australia</b>		
Other assurance related services		
– <i>Environmental, Social, and Governance (ESG) assurance</i>	(388,000)	(753,810)
– <i>Regulatory audit and reviews</i>	(71,000)	(732,000)
– <i>Non-statutory audit and review in connection with the US debt raising</i>	(199,680)	(192,000)
– <i>Comfort letters issued in connection with the US debt raising</i>	(599,765)	(1,088,351)
– <i>Other services</i>	–	(50,000)
<b>Total remuneration for other assurance related services</b>	<b>(1,258,445)</b>	<b>(2,816,161)</b>
<b>Total auditor's remuneration</b>	<b>(4,916,535)</b>	<b>(6,909,115)</b>

### H5. Other significant accounting policies


#### Impairment of financial assets

Financial assets are assessed at each reporting date to determine whether there is any objective evidence that they are impaired. A financial asset is impaired if objective evidence indicates that one or more events have had a negative effect on the estimated future cash flows of that asset.

Significant financial assets are tested for impairment individually. The remaining financial assets are assessed in groups that share similar credit risk characteristics.

The Company recognises loss allowances for ECLs on financial assets measured at amortised cost and contract assets (as defined in AASB 15 *Revenue from Contracts with Customers*). Loss allowances are deducted from the gross carrying amount of the financial asset and recognised in profit or loss. ECLs are based on the difference between contractual cash flows due in accordance with the contract and all the cash flows that the Company expects to receive, discounted at the effective interest rate of the financial asset.

NBN Co has established a provision matrix that is based on its historical credit loss experience, adjusted for forward-looking factors specific to the debtors and the economic environment.



The provision rates are based on days past due for groupings of various customers with similar loss patterns (i.e. by geographic region, customer type and rating). The calculation reflects the probability-weighted outcome, the time value of money and reasonable supportable information that is available at the reporting date about past events, current conditions, and forecasts of future economic conditions.

### **Foreign currency translation**

Foreign currency transactions are translated into the functional currency of the Company using the exchange rates prevailing at the dates of the transactions. Foreign exchange gains and losses resulting from the settlement of such transactions and from the translation at year end exchange rates of monetary assets and liabilities denominated in foreign currencies are recognised in profit or loss.

### **Goods and Services Tax (GST)**

Revenues, expenses and assets are recognised net of the amount of associated GST, unless the GST incurred is not recoverable from the taxation authority. In this case it is recognised as part of the cost of acquisition of the asset or as part of the expense.

Receivables and payables are stated inclusive of the amount of GST receivable or payable. The net amount of GST recoverable from, or payable to, the taxation authority is included with other receivables or payables in the Statement of financial position.

The GST components of cash flows arising from investing or financing activities which are recoverable from, or payable to the taxation authority, are presented as operating cash flows.

### **Interest income**

The Company records interest income on an accruals basis. For financial assets, interest revenue is determined by the effective yield on the instrument.

### **Changes in material accounting policies**

The Company has consistently applied the accounting policies to all periods presented in these financial statements.

### **New standards and interpretations available for early adoption**

The Company adopted AASB 2021-2 *Amendments to Australian Accounting Standards - Disclosure of Accounting Policies and Definition of Accounting Estimates* and AASB 2021-6 *Amendments to Australian Accounting Standards - Disclosure of Accounting Policies: Tier 2 and Other Australian Accounting Standards* effective from 1 July 2023. These standards look to improve accounting policy disclosures by requiring entities to disclose their material accounting policies rather than their significant accounting policies, as well as clarify the distinction between accounting policies and accounting estimates. The adoption of these standards have not had a material impact on NBN Co's financial statement disclosures for the year ended 30 June 2024.

A number of other standards, amendments and interpretations were applicable for the first time from 1 July 2023 which have not had a significant or immediate impact on the Company's financial statements.

New standards and interpretations are also available for early adoption from 1 July 2024. The amendments to these standards are not expected to have a material impact on the Company's financial statements.

# **I. EVENTS OCCURRING AFTER THE REPORTING PERIOD**

No matters or circumstances have arisen since 30 June 2024 to the date of signing of this report that has significantly affected, or may affect:

- The Company's operations in future financial years
- The results of those operations in future financial years
- The Company's state of affairs in future financial years.





# **CONSOLIDATED ENTITY DISCLOSURE STATEMENT**

NBN Co does not have controlled entities and is therefore not required by the Australian Accounting Standards to prepare consolidated financial statements. As such, Section 295(3A)(a) of the *Corporations Act 2001* (Cth) does not apply to the Company.

# DIRECTORS' DECLARATION

In the Directors' opinion:

- (1) The financial statements and Notes set out on pages 152 to 208 are in accordance with the *Corporations Act 2001* (Cth) and the *Public Governance, Performance and Accountability Act 2013* (Cth) (PGPA Act), including:
  - (i) Complying with Australian Accounting Standards, the *Corporations Regulations 2001* (Cth) and other mandatory professional reporting requirements; and
  - (ii) Giving a true and fair view of the Company's financial position as at 30 June 2024 and of its performance for the financial year ended on that date.
- (2) There are reasonable grounds to believe that NBN Co will be able to pay its debts as and when they become due and payable.
- (3) The Consolidated entity disclosure statement on page 207 is true and correct.

Note A confirms that the financial statements also comply with International Financial Reporting Standards as issued by the International Accounting Standards Board.

This declaration is made in accordance with a resolution of the Directors.


Signed in accordance with a resolution of the Directors.



**Kate McKenzie**  
Chair  
6 August 2024



**Philip Knox**  
Interim Chief Executive Officer  
6 August 2024



# INDEPENDENT AUDITOR'S REPORT



Auditor-General for Australia



## INDEPENDENT AUDITOR'S REPORT

To the members of NBN Co Limited

### Opinion

In my opinion, the financial report of NBN Co Limited for the year ended 30 June 2024 is in accordance with the *Corporations Act 2001*, including:

- (a) giving a true and fair view of NBN Co Limited's financial position as at 30 June 2024 and its performance for the year then ended; and
- (b) complying with Australian Accounting Standards and the Corporations Regulations 2001.

The financial report of NBN Co Limited, which I have audited, comprises the following as at 30 June 2024 and for the year then ended:

- Statement of profit or loss and other comprehensive income;
- Statement of financial position;
- Statement of changes in equity;
- Statement of cash flows;
- Notes to the financial statements, comprising material accounting policy information and other explanatory information;
- Consolidated entity disclosure statement; and
- Directors' Declaration.

### Basis for opinion

I conducted my audit in accordance with the Australian National Audit Office Auditing Standards, which incorporate the Australian Auditing Standards. My responsibilities under those standards are further described in the *Auditor's Responsibilities for the Audit of the Financial Report* section of my report. I am independent of NBN Co Limited in accordance with the auditor independence requirements of the *Corporations Act 2001* and the relevant ethical requirements for financial report audits conducted by me. These include the relevant independence requirements of the Accounting Professional and Ethical Standards Board's APES 110 *Code of Ethics for Professional Accountants (including Independence Standards)* (the Code) to the extent that they are not in conflict with the *Auditor-General Act 1997*. I have also fulfilled my other responsibilities in accordance with the Code.

I believe that the audit evidence I have obtained is sufficient and appropriate to provide a basis for my opinion.

### Key audit matters

Key audit matters are those matters that, in my professional judgement, were of most significance in my audit of the financial report of the current period. These matters were addressed in the context of my audit of the financial report as a whole, and in forming my opinion thereon, and I do not provide a separate opinion on these matters.

#### Key audit matter

##### Accuracy and occurrence of telecommunications revenue

Refer to Note B1 Revenue and other income

NBN Co Limited reported telecommunications revenue of \$5,220 million for the year ended 30 June 2024.

#### How the audit addressed the matter

To audit the accuracy and occurrence of telecommunications revenue, I performed the following procedures:

- evaluated the design, implementation and operating effectiveness of relevant manual, automated and IT general controls over NBN Co Limited's revenue processes. These include controls testing over selected

GPO Box 707, Canberra ACT 2601  
38 Sydney Avenue, Forrest ACT 2603  
Phone (02) 6203 7300

<p>I consider that the recognition of telecommunications revenue is a key audit matter due to:</p> <ul style="list-style-type: none"> <li>• the high volume of transactions; and</li> <li>• multiple information technology (IT) systems and tools utilised in the initiation, processing and recording of transactions, including the application of product pricing, credits, and rebates; and</li> <li>• price changes following the approval of the new Special Access Undertaking</li> </ul>	<p>interfaces between the key revenue systems and sample testing of key controls over pricing; and</p> <ul style="list-style-type: none"> <li>• agreed a sample of telecommunications revenue transactions to supporting documents, such as evidence of ordering, billing and cash collection. As part of this sample test, I recalculated the price charged for each transaction and agreed it to the Wholesale Broadband Agreement that was in effect at the time of the transaction, including relevant credits and rebates.</li> </ul>
---	--

<p><b>Key audit matter</b></p> <p><b>Accuracy of property, plant and equipment capitalisation and depreciation expense</b></p> <p><i>Refer to the Note C3 'Property, plant and equipment'</i></p> <p>NBN Co Limited's property, plant, and equipment is the largest balance on the statement of financial position at year-end of \$35,452 million with depreciation expense for the year ended 30 June 2024 of \$2,753 million. The majority of NBN Co Limited's property, plant and equipment are network assets (\$35,278 million).</p> <p>Accuracy of property, plant and equipment capitalisation and depreciation expense is considered a key audit matter due to:</p> <ul style="list-style-type: none"> <li>• the judgements involved which impact the carrying value of the assets, from the decision on whether to capitalise, determining when the assets are 'in service' and assessment of useful lives; and</li> <li>• the financial significance of property, plant and equipment to NBN Co Limited's financial position.</li> </ul>	<p><b>How the audit addressed the matter</b></p> <p>To audit the accuracy of property, plant and equipment capitalisation and depreciation expense, I performed the following procedures, amongst others:</p> <ul style="list-style-type: none"> <li>• obtained an understanding of NBN Co Limited's policies and methodology in capitalising costs, recognising additions and assessing useful lives, against the requirements of the Australian Accounting Standards;</li> <li>• agreed a sample of costs capitalised during the year to supporting documents and evaluated the appropriateness of the nature of activities capitalised;</li> <li>• tested the accuracy of a sample of 'in service' dates, which determine the commencement of depreciation, to source documentation showing when they were installed and ready for use;</li> <li>• reviewed the appropriateness of NBN Co Limited's useful lives assessment. This included an assessment of lives across all types of property, plant and equipment. In my evaluation I considered both the technological life and expected economic use of the associated assets, focussing specifically on network assets; and</li> <li>• re-performed the mathematical calculation of the depreciation expense using the applicable useful lives for a sample of property, plant and equipment.</li> </ul>
---	--

<p><b>Key audit matter</b></p> <p><b>Valuation of derivatives</b></p> <p><i>Refer to Note G 'Our financial risk management'</i></p> <p>As at 30 June 2024, NBN Co Limited had derivative financial instruments of \$1,116 million assets and \$485 million liabilities.</p> <p>NBN Co Limited has significant derivative financial instruments, specifically interest rate swaps and cross-currency interest rate swaps to hedge exposures to fluctuations in interest rates and foreign exchange rates. During the year, to align with the updated policy in relation to interest rate risk management, NBN Co Limited closed out certain</p>	<p><b>How the audit addressed the matter</b></p> <p>To audit the valuation of derivative financial instruments, I performed the following procedures:</p> <ul style="list-style-type: none"> <li>• obtained an understanding of NBN Co Limited's policies and methodology in applying hedge accounting and assessed the appropriateness of the methodology and policies against the requirements of the Australian Accounting Standards;</li> <li>• obtained confirmations from third parties or performed alternative procedures to obtain evidence for the key terms of a sample of derivatives at balance sheet date;</li> <li>• assessed the appropriateness of the methodology and assumptions adopted by NBN Co Limited for a sample of</li> </ul>
--	--

## Independent auditor's report (continued)

interest rate swaps before their end date, resulting in the de-designation of the related cash flow hedge relationships and crystallising a gain of \$312 million in the cash flow hedge reserve.

The accounting for derivative financial instruments is considered a key audit matter due to:

- the judgements involved in determining the fair value of the derivative financial instruments, including the application of appropriate models and assumptions, such as the forward interest rate curves and credit risks; and
  - the significant value of the hedged items and their corresponding derivative financial instruments and the complexity in applying hedge accounting (including the disclosure requirements) under the Australian Accounting Standards.
- derivatives to assess whether there was any evidence of error or bias in NBN Co Limited's calculation of the fair value of derivatives;
  - evaluated the hedge accounting designations and hedge relationship documentation considering the requirements of the Australian Accounting Standards for a sample of derivatives;
  - corroborated the termination of interest rate swaps to termination notices and bank statements. I also assessed the appropriateness of accounting treatment for the discontinued hedges; and
  - examined NBN Co Limited's assessment of the effectiveness of hedging instruments in offsetting changes in cash flows of hedged items. Where there are ineffective portions of hedging instruments, I have assessed whether that was appropriately recognised in the statement of profit or loss and other comprehensive income.

### Other information

The directors are responsible for the other information. The other information comprises the information included in the annual report for the year ended 30 June 2024, but does not include the financial report and my auditor's report thereon.

My opinion on the financial report does not cover the other information and accordingly I do not express any form of assurance conclusion thereon.

In connection with my audit of the financial report, my responsibility is to read the other information and, in doing so, consider whether the other information is materially inconsistent with the financial report or my knowledge obtained in the audit, or otherwise appears to be materially misstated.

If, based on the work I have performed, I conclude that there is a material misstatement of this other information, I am required to report that fact. I have nothing to report in this regard.

### Directors' responsibility for the financial report

The directors of NBN Co Limited are responsible for the preparation of:

- (a) the financial report (other than the consolidated entity disclosure statement) that gives a true and fair view in accordance with Australian Accounting Standards and the *Corporations Act 2001*; and
- (b) the consolidated entity disclosure statement that is true and correct and in accordance with the *Corporations Act 2001*; and

for such internal control the directors determine is necessary to enable the preparation of:

- (a) the financial report (other than the consolidated entity disclosure statement) that gives a true and fair view and is free from material misstatement, whether due to fraud or error; and
- (b) the consolidated entity disclosure statement that is true and correct and is free of misstatement, whether due to fraud or error.

In preparing the financial report, the directors are responsible for assessing the ability of NBN Co Limited to continue as a going concern, disclosing, as applicable, matters related to going concern and using the going concern basis of accounting unless the directors either intend to liquidate NBN Co Limited or to cease operations, or have no realistic alternative but to do so.

### Auditor's responsibilities for the audit of the financial report

My objective is to obtain reasonable assurance about whether the financial report as a whole is free from material misstatement, whether due to fraud or error, and to issue an auditor's report that includes my opinion. Reasonable assurance is a high level of assurance, but is not a guarantee that an audit conducted in accordance with the Australian

National Audit Office Auditing Standards will always detect a material misstatement when it exists. Misstatements can arise from fraud or error and are considered material if, individually or in the aggregate, they could reasonably be expected to influence the economic decisions of users taken on the basis of the financial report.

As part of an audit in accordance with the Australian National Audit Office Auditing Standards, I exercise professional judgement and maintain professional scepticism throughout the audit. I also:

- Identify and assess the risks of material misstatement of the financial report, whether due to fraud or error, design and perform audit procedures responsive to those risks, and obtain audit evidence that is sufficient and appropriate to provide a basis for my opinion. The risk of not detecting a material misstatement resulting from fraud is higher than for one resulting from error, as fraud may involve collusion, forgery, intentional omissions, misrepresentations, or the override of internal control.
- Obtain an understanding of internal control relevant to the audit in order to design audit procedures that are appropriate in the circumstances, but not for the purpose of expressing an opinion on the effectiveness of NBN Co Limited's internal control.
- Evaluate the appropriateness of accounting policies used and the reasonableness of accounting estimates and related disclosures made by the directors.
- Conclude on the appropriateness of the directors' use of the going concern basis of accounting and, based on the audit evidence obtained, whether a material uncertainty exists related to events or conditions that may cast significant doubt on NBN Co Limited's ability to continue as a going concern. If I conclude that a material uncertainty exists, I am required to draw attention in my auditor's report to the related disclosures in the financial report or, if such disclosures are inadequate, to modify my opinion. My conclusions are based on the audit evidence obtained up to the date of my auditor's report. However, future events or conditions may cause NBN Co Limited to cease to continue as a going concern.
- Evaluate the overall presentation, structure and content of the financial report, including the disclosures, and whether the financial report represents the underlying transactions and events in a manner that achieves fair presentation.

I communicate with the directors regarding, among other matters, the planned scope and timing of the audit and significant audit findings, including any significant deficiencies in internal control that I identify during my audit.

I also provide the directors with a statement that I have complied with relevant ethical requirements regarding independence, and to communicate with them all relationships and other matters that may reasonably be thought to bear on my independence, and where applicable, actions taken to eliminate threats or safeguards applied.

From the matters communicated with the directors, I determine those matters that were of most significance in the audit of the financial report of the current period and are therefore the key audit matters. I describe these matters in my auditor's report unless law or regulation precludes public disclosure about the matter or when, in extremely rare circumstances, I determine that a matter should not be communicated in my report because the adverse consequences of doing so would reasonably be expected to outweigh the public interest benefits of such communication.

Australian National Audit Office



Rona Mellor PSM  
Acting Auditor-General  
Canberra  
6 August 2024

# INDEPENDENT ASSURANCE REPORT ON SELECTED NON-FINANCIAL (SUSTAINABILITY) METRICS



To the Board of Directors of NBN Co Limited

## Independent Assurance Report on selected non-financial (sustainability) metrics in NBN Co Limited's Annual Report for the year ended 30 June 2024

The Board of Directors of NBN Co Limited (**NBN Co**) engaged us to perform a combination of assurance in respect of selected non-financial (sustainability) metrics (**Subject Matter Information**) in NBN Co Limited's Annual Report for the year ended 30 June 2024 (the **Annual Report**) in accordance with the NBN Co Sustainability metrics - Calculation methodology (the **Criteria**).

### Subject Matter Information and Criteria

We assessed the Subject Matter Information against the Criteria. The Subject Matter Information needs to be read and understood together with the Criteria. The Subject Matter Information in Table 1 through 4 and the Criteria are set out below:

#### Limited Assurance Subject Matter Information – Table 1

Protected environment Performance Metrics for the year ended 30 June 2024	
Energy intensity (financial control)	7.76 kWh/TB
Emissions intensity (financial control: market-based)	4.88 kgCO <sub>2</sub> -e/TB
Total scope 2 emissions (financial control: market-based)	228 ktCO <sub>2</sub> -e
Total of selected Scope 3 emissions (financial control)	1,308 ktCO <sub>2</sub> -e

#### Limited Assurance Subject Matter Information – Table 2

A safe, inclusive and engaged workforce Performance Metrics as at 30 June 2024	
Females in management	36.1%
Gender pay gap	-1.89%
Employee engagement	77%
Total Recordable Injury Frequency Rate (TRIFR)	4.21

**PricewaterhouseCoopers, ABN 52 780 433 757**  
 One International Towers Sydney, Watermans Quay, Barangaroo, GPO BOX 2650, SYDNEY NSW 2001  
 T: +61 2 8266 0000, F: +61 2 8266 9999  
 Level 11, 1PSQ, 169 Macquarie Street, Parramatta NSW 2150, PO Box 1155 Parramatta NSW 2124  
 T: +61 2 9659 2476, F: +61 2 8266 9999  
 Liability limited by a scheme approved under Professional Standards Legislation.





**Limited Assurance Subject Matter Information – Table 3**

<b>Support greater use of the network Performance Metrics as at 30 June 2024</b>	
Homes and businesses connected	8.61 million

**Reasonable Assurance Subject Matter Information – Table 4**

<b>Protected environment Performance Metrics for the year ended 30 June 2024</b>	
Total scope 1 and 2 emissions (operational control: location-based)	274 ktCO <sub>2</sub> -e
Total energy consumed (operational control)	1,538,788 GJ

The Criteria against which we assessed the Subject Matter Information was prepared by NBN Co and the NBN Co Sustainability metrics - Calculation methodology is attached in Appendix A of NBN Co's FY24 Sustainability Data Book, which is published on NBN Co's website (Sustainability Reports section), as at the date of this report.

The maintenance and integrity of NBN Co's website is the responsibility of NBN Co Management. The work carried out by us does not involve consideration of these matters and, accordingly, we accept no responsibility for any changes that may have occurred to the reported Subject Matter Information or Criteria when presented on NBN Co's website.

Our assurance conclusion and assurance opinion are with respect to the year ended or as at 30 June 2024 and do not extend to information in respect of earlier periods or to any other information included in, or linked from, the 2024 Annual Report.

#### **Management's responsibilities**

NBN Co's Management is responsible for the preparation of the Subject Matter Information in accordance with the Criteria. This responsibility includes:

- determining appropriate reporting topics and selecting or establishing suitable criteria for measuring, evaluating and preparing the underlying Subject Matter Information;
- ensuring that those criteria are relevant and appropriate to NBN Co and the intended users; and
- designing, implementing and maintaining systems, processes and internal controls over information relevant to the evaluation or measurement of the Subject Matter Information, which is free from material misstatement, whether due to fraud or error, against the Criteria.

#### **Our independence and quality control**

We have complied with the ethical requirements of the Accounting Professional and Ethical Standard Board's APES 110 *Code of Ethics for Professional Accountants (including Independence Standards)* relevant to assurance engagements, which are founded on fundamental principles of integrity, objectivity, professional competence and due care, confidentiality and professional behaviour.



Our firm applies Australian Standard on Quality Management ASQM 1, *Quality Management for Firms that Perform Audits or Reviews of Financial Reports and Other Financial Information, or Other Assurance or Related Services Engagements*, which requires the firm to design, implement and operate a system of quality management including policies or procedures regarding compliance with ethical requirements, professional standards and applicable legal and regulatory requirements.

#### **Our responsibilities**

##### **Limited Assurance Subject Matter Information (Tables 1, 2 and 3)**

Our responsibility is to express a limited assurance conclusion based on the procedures we have performed and the evidence we have obtained.

Our engagement has been conducted in accordance with the Australian Standard on Assurance Engagements (ASAE) 3000 *Assurance Engagements Other Than Audits or Reviews of Historical Financial Information* and ASAE 3410 *Assurance Engagements on Greenhouse Gas Statements*. Those standards require that we plan and perform this engagement to obtain limited assurance about whether anything has come to our attention that causes us to believe that the Limited Assurance Subject Matter Information, described in Tables 1, 2 and 3, has not been prepared, in all material respects, in accordance with the Criteria, for the year ended or as at 30 June 2024.

The procedures performed in a limited assurance engagement vary in nature and timing from, and are less in extent than for, a reasonable assurance engagement and consequently the level of assurance obtained in a limited assurance engagement is substantially lower than the assurance that would have been obtained had a reasonable assurance engagement been performed. Accordingly, we do not express a reasonable assurance opinion.

The procedures we performed in carrying out limited assurance over the Limited Assurance Subject Matter Information in Tables 1, 2 and 3 above were based on our professional judgement and included:

- Reviewing NBN Co's Criteria to ensure that it is appropriate for assurance and assessing the preparation and collation of the Limited Assurance Subject Matter Information against the Criteria;
- Enquiries of relevant staff responsible for preparing the Limited Assurance Subject Matter Information;
- Enquiries about the design of internal controls and systems used to collect and process the Limited Assurance Subject Matter Information;
- Where applicable, enquiries of third parties' responsibility for the preparation of data included in the Limited Assurance Subject Matter Information;
- Enquiries about the systems used by third parties to collect and process the Limited Assurance Subject Matter Information;
- Comparing the Limited Assurance Subject Matter Information to relevant underlying sources on a sample basis;
- Reconciling the Limited Assurance Subject Matter Information with underlying records;
- Undertaking analytical review procedures over data and obtaining explanations from management regarding unusual or unexpected amounts;



- Assessing the key assumptions of any material estimates made in preparing the Limited Assurance Subject Matter Information;
- Evaluating the appropriateness of the work performed by management's expert in relation to certain Scope 3 emissions, including their competence, capabilities and objectivity; and
- Evaluating the appropriateness of the key assumptions applied by management's expert in calculating the emission factors applied to certain Scope 3 emissions sources derived from Exiobase v3.3.16b using SimaPro software v9.5.0.0.

Our procedures did not include evaluating the suitability of design and operating effectiveness of control activities relating to SimaPro software v9.5.0.0 from which certain Scope 3 emission factors were sourced. Similarly, our procedures have not extended to testing the calculations contained within SimaPro software v9.5.0.0.

We believe that the evidence we have obtained is sufficient and appropriate to provide a basis for our conclusion.

#### Reasonable Assurance Subject Matter Information (Table 4)

Our responsibility is to express an opinion on the Reasonable Assurance Subject Matter Information in Table 4 based on the procedures we have performed and the evidence we have obtained. We have conducted our reasonable assurance in accordance with the Australian Standard on Assurance Engagements (ASAE) 3000 *Assurance Engagements Other Than Audits or Reviews of Historical Financial Information* and ASAE 3410 *Assurance Engagements on Greenhouse Gas Statements*. Those standards require that we plan and perform this engagement to obtain reasonable assurance about whether the Reasonable Assurance Subject Matter Information in Table 4 has been prepared, in all material respects, in accordance with the Criteria for the year ended 30 June 2024.

A reasonable assurance engagement involves performing procedures to obtain evidence about the Subject Matter Information in Table 4. The nature, timing and extent of procedures selected depend on professional judgement, including the assessment of risks of material misstatement, whether due to fraud or error, in the Reasonable Assurance Subject Matter Information. In making those risk assessments, we considered internal control relevant to the NBN Co's preparation of the Reasonable Assurance Subject Matter Information. For the Reasonable Assurance Subject Matter Information in Table 4, in addition to those detailed above, assurance procedures undertaken included:

- Evaluating the design and implementation of controls relevant to the Reasonable Assurance Subject Matter Information; and
- Use of larger sample sizes for substantive tests undertaken on a sample basis.

We believe that the evidence we have obtained is sufficient and appropriate to provide a basis for our reasonable assurance opinion.



### **Inherent limitations**

Inherent limitations exist in all assurance engagements due to the selective testing of the information being examined. It is therefore possible that fraud, error or non-compliance may occur and not be detected.

Additionally, non-financial data may be subject to more inherent limitations than financial data, given both its nature and the methods used for determining, calculating and estimating such data. The precision of different measurement techniques may also vary. The absence of a significant body of established practice on which to draw to evaluate and measure non-financial information allows for different, but acceptable, evaluation and measurement techniques that can affect comparability between entities and over time. In addition, greenhouse gas emission quantification is subject to inherent uncertainty because of incomplete scientific knowledge used to determine emission factors and the values needed to combine emissions of different gases.

In particular, in alignment with the GHG Protocol Corporate Accounting and Reporting Standard and as detailed by NBN Co's Management in the Criteria, the emission factors used in the calculation of certain Scope 3 greenhouse gas emissions were based on emission factors provided by a third-party provider using proprietary input output modelling methodology.

The limited assurance conclusion and reasonable assurance opinion expressed in this report have been formed on the above basis. The assumptions are laid out in more detail in the Criteria.

### **Limited assurance conclusion**

Based on the procedures we have performed, as described under 'Our responsibilities' and the evidence we have obtained, nothing has come to our attention that causes us to believe that the Limited Assurance Subject Matter Information in Tables 1, 2 and 3, has not been prepared, in all material respects, in accordance with the Criteria for the year ended or as at 30 June 2024.

### **Reasonable assurance opinion**

In our opinion, in all material respects, NBN Co has prepared the Reasonable Assurance Subject Matter Information in Table 4, in accordance with the Criteria for year ended 30 June 2024.

### **Use and distribution of our report**

We were engaged by the board of directors of NBN Co on behalf of NBN Co to prepare this independent assurance report having regard to the Criteria specified by NBN Co and set out in this report. This report was prepared solely for NBN Co for providing a combination of limited and reasonable assurance in respect of the Subject Matter Information contained within its Annual Report for the year ended 30 June 2024.

We accept no duty, responsibility or liability to anyone other than NBN Co in connection with this report or to NBN Co for the consequences of using or relying on it for a purpose other than that referred to above. We make no representation concerning the appropriateness of this report for anyone other than NBN Co and if anyone other than NBN Co chooses to use or rely on it they do so at their own risk.



This disclaimer applies to the maximum extent permitted by law and, without limitation, to liability arising in negligence or under statute and even if we consent to anyone other than NBN Co receiving or using this report.

*PricewaterhouseCoopers*

PricewaterhouseCoopers

*Rosalie Wilkie*

Rosalie Wilkie  
Partner

Sydney  
6 August 2024