

FINANCIAL REPORT

The Financial Report, comprising the financial statements, Notes to the financial statements and a Directors' declaration, for the year ended 30 June 2025.

Legal Notice

Copyright subsists in this Financial Report. NBN Co owns that copyright. Other than as permitted under the *Copyright Act* 1968 (Cth), the Financial Report (in part or as a whole) cannot be reproduced, published, communicated or adapted without the prior written consent of NBN Co.

Any request or inquiry to so use the Financial Report should be addressed to: The Chief Financial Officer, NBN Co Limited, Tower 5, Level 14, 727 Collins Street Docklands, Victoria 3008, Australia.

©2025 NBN Co Ltd. 'nbn', 'Sky Muster', 'business nbn' and nbn logos are trade marks of nbn co ltd. ABN 86 136 533 741

STATEMENT OF PROFIT OR LOSS AND OTHER COMPREHENSIVE INCOME

| For the year ended | Notes | 30 June 2025 \$m | 30 June 2024 \$m |
|---|---------|------------------------|------------------------|
| Revenue | B1 | 5,722 | 5,501 |
| Other income | B2 | 183 | 179 |
| Direct network costs | | (561) | (605) |
| Employee benefits expenses | D1 | (597) | (610) |
| Other operating expenses | B3 | (463) | (497) |
| Depreciation and amortisation expense | C3 & C4 | (3,275) | (3,209) |
| Finance costs on lease arrangements | | (956) | (942) |
| Net finance costs on borrowings | C9 | (1,013) | (891) |
| Gain/(Loss) on derivatives measured at fair value | G7 | (3) | 3 |
| Loss before income tax | | (963) | (1,071) |
| Income tax expense | H1 | (237) | (105) |
| Loss for the year | | (1,200) | (1,176) |
| Loss attributable to the shareholder | | (1,200) | (1,176) |
| Other comprehensive loss | | | |
| <i>Items that may be reclassified to profit or loss</i> | | | |
| Changes in the fair value of cash flow hedges, net of tax | E2 | (510) | (190) |
| Changes in the value of costs of hedging, net of tax | E2 | (42) | (54) |
| Total other comprehensive loss for the year, net of tax | | (552) | (244) |
| Total comprehensive loss for the year | | (1,752) | (1,420) |
| Total comprehensive loss attributable to the shareholder | | (1,752) | (1,420) |

The above statement should be read in conjunction with the accompanying notes.

STATEMENT OF FINANCIAL POSITION

| As at | Notes | 30 June 2025 \$m | 30 June 2024 \$m |
|--------------------------------------|-------|------------------------|------------------------|
| Current assets | | | |
| Cash and cash equivalents | C1 | 59 | 54 |
| Trade and other receivables | C2 | 452 | 583 |
| Derivative financial assets | G2 | 283 | 194 |
| Other current assets | | 117 | 113 |
| Total current assets | | 911 | 944 |
| Non-current assets | | | |
| Property, plant and equipment | C3 | 36,269 | 35,452 |
| Intangible assets | C4 | 1,322 | 1,439 |
| Derivative financial assets | G2 | 1,090 | 922 |
| Other non-current assets | | 24 | 20 |
| Total non-current assets | | 38,705 | 37,833 |
| Total assets | | 39,616 | 38,777 |
| Current liabilities | | | |
| Trade and other payables | C6 | 1,273 | 1,362 |
| Other liabilities | C7 | 147 | 138 |
| Provisions | C10 | 204 | 192 |
| Derivative financial liabilities | G2 | 25 | 25 |
| Lease liabilities | C8 | 330 | 476 |
| Borrowings | C9 | 6,442 | 5,302 |
| Total current liabilities | | 8,421 | 7,495 |
| Non-current liabilities | | | |
| Trade and other payables | C6 | 19 | 1 |
| Other liabilities | C7 | 1,559 | 1,568 |
| Provisions | C10 | 36 | 36 |
| Derivative financial liabilities | G2 | 349 | 460 |
| Lease liabilities | C8 | 11,683 | 11,370 |
| Borrowings | C9 | 21,878 | 21,610 |
| Total non-current liabilities | | 35,524 | 35,045 |
| Total liabilities | | 43,945 | 42,540 |
| Net liabilities | | (4,329) | (3,763) |
| Equity | | | |
| Contributed equity | E1 | 31,762 | 30,576 |
| Other reserves | E2 | 118 | 670 |
| Accumulated losses | | (36,209) | (35,009) |
| Total equity | | (4,329) | (3,763) |

The above statement should be read in conjunction with the accompanying notes.

STATEMENT OF CHANGES IN EQUITY

| | Notes | Accumulated losses \$m | Contributed equity \$m | Other reserves \$m | Total equity \$m |
|--|-------|------------------------------|------------------------------|--------------------------|------------------------|
| Balance at 30 June 2023 | | (33,833) | 29,805 | 914 | (3,114) |
| Loss for the year | | (1,176) | – | – | (1,176) |
| Other comprehensive loss | E2 | – | – | (244) | (244) |
| Total comprehensive loss for the year | | (1,176) | – | (244) | (1,420) |
| Contributions of equity | E1 | – | 771 | – | 771 |
| Balance at 30 June 2024 | | (35,009) | 30,576 | 670 | (3,763) |
| Loss for the year | | (1,200) | – | – | (1,200) |
| Other comprehensive loss | E2 | – | – | (552) | (552) |
| Total comprehensive loss for the year | | (1,200) | – | (552) | (1,752) |
| Contributions of equity | E1 | – | 1,186 | – | 1,186 |
| Balance at 30 June 2025 | | (36,209) | 31,762 | 118 | (4,329) |

The above statement should be read in conjunction with the accompanying notes.

STATEMENT OF CASH FLOWS

| For the year ended | Notes | 30 June 2025 \$m | 30 June 2024 \$m |
|--|---------|------------------------|------------------------|
| Cash flows from operating activities | | | |
| Receipts from customers | | 6,361 | 5,939 |
| Payments to suppliers and employees | | (2,185) | (2,323) |
| Government grants received | | 58 | 31 |
| Interest received | | 8 | 18 |
| Net cash provided by operating activities | C1 | 4,242 | 3,665 |
| Cash flows from investing activities | | | |
| Payments for property, plant and equipment | | (3,192) | (3,484) |
| Payments for intangible assets | | (278) | (309) |
| Net cash used in investing activities | | (3,470) | (3,793) |
| Cash flows from financing activities | | | |
| Principal repayment of lease liabilities | | (248) | (224) |
| Interest paid on lease liabilities | | (933) | (923) |
| Proceeds from borrowings | C9 | 40,495 | 28,019 |
| Repayment of borrowings | C9 | (40,220) | (21,454) |
| Repayment of related party borrowings | C9 & H3 | – | (5,500) |
| Proceeds from settlement of derivatives | | – | 334 |
| Interest and other finance costs paid on borrowings and derivatives | C9 | (1,047) | (669) |
| Interest paid on related party borrowings | C9 & H3 | – | (213) |
| Equity injections for ordinary shares by the Commonwealth of Australia | E1 | 1,186 | 771 |
| Net cash (used in)/provided by financing activities | | (767) | 141 |
| Net increase in cash and cash equivalents | | 5 | 13 |
| Cash and cash equivalents at the beginning of the year | | 54 | 41 |
| Cash and cash equivalents at the end of the year | C1 | 59 | 54 |

The above statement should be read in conjunction with the accompanying notes.

NOTES TO THE FINANCIAL STATEMENTS

| | | |
|-------------|---|-----------|
| A. | About this report | 6 |
| B. | Revenue, other income and other operating expenses | 8 |
| B1. | Revenue | 8 |
| B2. | Other income | 11 |
| B3. | Other operating expenses | 11 |
| C. | Assets and liabilities | 12 |
| C1. | Cash and cash equivalents | 12 |
| C2. | Trade and other receivables | 13 |
| C3. | Property, plant and equipment | 14 |
| C4. | Intangible assets | 18 |
| C5. | Impairment of non-financial assets | 20 |
| C6. | Trade and other payables | 21 |
| C7. | Other liabilities | 22 |
| C8. | Lease liabilities | 23 |
| C9. | Borrowings and other financial liabilities | 26 |
| C10. | Provisions | 30 |
| D. | People | 31 |
| D1. | Employee benefits expenses | 31 |
| D2. | Key management personnel | 32 |
| E. | Equity | 33 |
| E1. | Contributed equity | 33 |
| E2. | Other reserves | 34 |
| F. | Significant contractual arrangements and commitments | 35 |
| F1. | Telstra Revised Definitive Agreements | 35 |
| F2. | Optus HFC Subscriber Agreement | 36 |
| F3. | Commitments | 36 |
| G. | Financial risk management | 37 |
| G1. | Financial assets and liabilities | 37 |
| G2. | Derivatives and hedging activities | 38 |
| G3. | Foreign currency risk management | 42 |
| G4. | Interest rate risk management | 44 |
| G5. | Credit risk exposure | 45 |
| G6. | Liquidity risk management | 46 |
| G7. | Fair value measurement of financial instruments | 47 |
| H. | Other financial information | 49 |
| H1. | Income tax expense | 49 |
| H2. | Contingent assets and contingent liabilities | 50 |
| H3. | Related party transactions | 51 |
| H4. | Remuneration of auditors | 53 |
| H5. | Other material accounting policies | 54 |
| I. | Events occurring after the reporting period | 56 |

A. ABOUT THIS REPORT

NBN Co Limited (NBN Co or the Company) is an unlisted public company incorporated and domiciled in Australia. It is a company limited by shares and is wholly-owned by the Commonwealth of Australia.

The Company is incorporated under the *Corporations Act 2001* (Cth) and is subject to (inter alia) the *National Broadband Network Companies Act 2011* (Cth) and the *Public Governance, Performance and Accountability Act 2013* (Cth) (PGPA Act).

The Financial Report is comprised of the financial statements, Notes to the financial statements and a Directors' declaration, for the year ended 30 June 2025. NBN Co is a for-profit entity for the purpose of preparing the Financial Report.

BASIS OF PREPARATION

This general purpose Financial Report has been prepared in accordance with Australian Accounting Standards (AASBs) adopted by the Australian Accounting Standards Board (AASB).

The financial statements comply with International Financial Reporting Standards (IFRS) as issued by the International Accounting Standards Board (IASB).

The Financial Report has been prepared in accordance with the historical cost convention and does not take into account any changes in monetary or fair values of assets and liabilities unless otherwise stated.

The Financial Report was authorised for issue by the Directors on 7 August 2025. The Directors have the power to amend and reissue the Financial Report.

GOING CONCERN

The Financial Report has been prepared on a going concern basis. This reflects the Directors' view that the Commonwealth of Australia will continue to direct NBN Co to operate in accordance with the policy objectives as set out in the current Statement of Expectations issued by the Shareholder Ministers to NBN Co on 19 December 2022.

As at 30 June 2025, NBN Co's current liabilities exceeded its current assets by \$7,510 million and the Company had net liabilities of \$4,329 million. These metrics are in line with expectations and the significant upfront investment in the nbn® network prior to the generation of free cash flows.

The Company has raised in excess of \$37.0 billion from domestic and international capital debt markets (including short-term promissory note issuances) and bank facilities, and received \$31.8 billion in equity funding from the Commonwealth of Australia out of committed equity funding of up to \$34.9 billion under the varied terms of the existing Equity Funding Agreement (EFA) as at 30 June 2025. NBN Co expects to fund its business through a combination of cash flows generated from the continuation of operating activities, the expected outcomes from the Company's future debt financing activities in both domestic and global markets, the investment of equity funding from the Commonwealth of Australia under the terms of the EFA and the utilisation of \$9,880 million undrawn committed bank facilities. NBN Co expects its financing strategy to be achievable based on its strong investment grade credit rating and the outcomes of recent financing transactions.

At the date of signing the Financial Report, the Directors expect that NBN Co will be able to meet all of its obligations as and when they fall due for at least twelve months from the date of this report.

DIVIDENDS

No dividends have been paid or declared since the Company was established in April 2009.

DIRECTORS' INTEREST

The Directors of NBN Co have no interests in the shares of NBN Co.

FUNCTIONAL AND PRESENTATION CURRENCY

These financial statements are presented in Australian dollars, which is the Company's functional currency.

A. ABOUT THIS REPORT (CONTINUED)

ROUNDING OF AMOUNTS

The Company is of a kind referred to in *ASIC Corporations (Rounding in Financial/Directors' Reports) Instrument 2016/191* and in accordance with that Instrument, all financial information presented in Australian dollars has been rounded to the nearest million unless otherwise stated.

COMPARATIVE FIGURES

Certain reclassifications have been made to comparative balances to conform with the current year presentation.

MATERIAL ACCOUNTING POLICIES

Accounting policies are selected and applied in a manner that ensures the resulting financial information satisfies the concepts of relevance and reliability. Except where otherwise stated, the Company has consistently applied the accounting policies to all periods presented in these financial statements.

Material accounting policies are contained in the Notes to the financial statements to which they relate and Note H5.

OPERATING SEGMENT REPORTING

An operating segment is a component of an entity that engages in business activities from which it may earn revenues and incur expenses, for which discrete financial information is available and whose operating results are regularly reviewed by the entity's chief operating decision maker (CODM) to allocate resources and assess the entity's performance.

NBN Co's Chief Executive Officer (CEO) has been identified as the CODM. NBN Co has determined that it operates in a single segment providing wholesale broadband services across Australia. The CODM assesses the performance of the Company using revenue, EBITDA¹, and net cash flows as presented in the financial statements. NBN Co's EBITDA¹ result was \$4,233 million as at 30 June 2025 (30 June 2024: \$3,930 million).

All NBN Co's operations are provided in Australia, therefore no geographic information is disclosed.

SIGNIFICANT EVENTS OCCURRING AFTER PERIOD END

Refer to Note I for significant events subsequent to reporting date.

MATERIAL ACCOUNTING ESTIMATES AND JUDGEMENTS

In the process of applying the Company's accounting policies, management has made a number of judgements and applied estimates and assumptions to future events.

In determining material accounting estimates and judgements, the Company has considered changes in economic circumstances, climate change impacts, regulatory changes, government policies, business plans and strategies, expected level of network usage, and future technological developments impacting specific assets or groups of assets.

Estimates and judgements which are material or have the potential to be material to the Financial Report are found in the following notes. These estimates have been consistently applied to all periods presented, unless otherwise stated.

| Accounting estimates and judgements | |
|--|----|
| Determination of useful lives of property, plant and equipment | C3 |
| Determination of useful lives of intangible assets | C4 |
| Impairment testing | C5 |
| Determination of whether a contract contains a lease | C8 |
| Determination of the net present value of a lease | C8 |
| Determination of the lease term | C8 |
| Determination of the fair value of derivative assets and liabilities | G7 |

1. EBITDA is defined as earnings before interest, tax, other non-operating income, depreciation, amortisation and gains or losses on derivatives measured at fair value.

B. REVENUE, OTHER INCOME AND OTHER OPERATING EXPENSES

This section provides information that is most relevant to understanding NBN Co's revenue and other operating expenditure during the year.

B1. REVENUE

NBN Co generates revenue primarily from the provision of telecommunications services to its customers. Other sources of revenue include new development fees, technology choice, lease and license fees and commercial works activities.

Revenue from contracts with customers

| | 30 June 2025 \$m | 30 June 2024 \$m |
|----------------------------|------------------------|------------------------|
| For the year ended | | |
| Telecommunications revenue | 5,526 | 5,220 |
| Other revenue | 196 | 281 |
| Total revenue | 5,722 | 5,501 |

Telecommunications revenue

Telecommunications services are facilitated through contracting with Retail Service Providers (RSPs) under the Wholesale Broadband Agreement (WBA). Pricing for the various product offerings is set out in the WBA. The WBA also contains discounts and rebates that are available to all RSPs on an equal basis.

NBN Co recognises revenue for the amount it has the right to invoice and/or when the respective performance obligations have been met. Revenue from the provision of telecommunications services consists of both recurring and non-recurring revenues.

Recurring telecommunications revenues

Broadband network services relate to the provision of NBN Co's wholesale broadband products to RSPs which are then sold to customers. The performance obligations associated with these products are satisfied over time. NBN Co transfers control of these products to the RSPs evenly over the period, during which the RSPs are able to obtain value from NBN Co's products. Accordingly, these revenues are recognised over time. Applicable credits and rebates are recognised as a reduction to the transaction price during the period to which they relate. The Company invoices RSPs on a monthly basis, with standard short-term payment terms and therefore, no financing component exists.

Non-recurring telecommunications revenues

Telecommunications revenue includes non-recurring, non-refundable upfront fees for connection charges, installation charges, service transfers and RSP end-user contributions to connect new developments. Upfront fees will be recognised at the point in time when these services are provided as there are no further performance obligations associated with these activities.

B. REVENUE, OTHER INCOME AND OTHER OPERATING EXPENSES (CONTINUED)

B1. Revenue (continued)

Other revenue

NBN Co generates other non-telecommunications revenue from construction and lease activities via separate contractual arrangements. The construction contracts include commercial works, technology choice, new development fees and co-investment partnerships with federal and state governments. Invoices are on standard short-term payment terms and based on the nature of the services, no financing component exists.

Commercial works are construction-type contracts based on requests from customers for NBN Co to relocate cables and network equipment, while technology choice revenues relate to application, design and construction fees from customers who opt for alternative technologies other than those being offered at their premise. New development fees represent consideration for the deployment of network infrastructure received from property developers. Other revenue from co-investment partnerships with federal and state governments relates to contracts for the design and construction of network infrastructure.

For construction-type contracts, NBN Co recognises revenue at a point in time basis, with the performance obligation considered satisfied when the construction activity is completed.

Further disaggregation of revenue by timing

The Company has provided further disaggregation of revenue based upon the timing of recognition (i.e., whether services are transferred at a point in time or over time):

| | 30 June 2025 \$m | 30 June 2024 \$m |
|--------------------------------------|------------------------|------------------------|
| For the year ended | | |
| Timing of revenue recognition | | |
| At a point in time | 244 | 331 |
| Over time | 5,478 | 5,170 |
| Total revenue | 5,722 | 5,501 |

Significant customers

The Company offers equivalent terms to all its RSPs. NBN Co's top five customers as at 30 June 2025 were Telstra, TPG Group, Optus, Vocus, and Aussie Broadband. These five RSPs contributed approximately 86 per cent of NBN Co's total telecommunications revenue (30 June 2024: 90 per cent).

Assets and liabilities related to contracts with customers

NBN Co has recognised the following assets and liabilities related to contracts with customers:

| As at | Notes | 30 June 2025 \$m | 30 June 2024 \$m |
|----------------------|-------|------------------------|------------------------|
| Trade receivables | C2 | 418 | 552 |
| Contract liabilities | C6 | (153) | (175) |

Contract liabilities for deferred revenue are recorded for performance obligations under contracts for which payment has been received in advance. Contract liabilities unwind as 'revenue from contracts with customers' upon satisfaction of the performance obligations under the terms of the contract.

NBN Co applies the practical expedient in paragraph 121 of AASB 15 *Revenue from Contracts with Customers* and does not disclose information about remaining performance obligations that have durations of one year or less. NBN Co may have some performance obligations for construction activities that may not be completed within twelve months, however, these are not considered material.

Significant changes in the contract liabilities balance during the year are as follows:

| As at | 30 June 2025 \$m | 30 June 2024 \$m |
|---|------------------------|------------------------|
| Balance at 1 July | (175) | (265) |
| Revenue recognised that was included in the contract liability balance at the beginning of the year | 127 | 196 |
| Increases due to cash received, excluding amounts recognised as revenue during the year | (105) | (106) |
| Balance at 30 June | (153) | (175) |

Revenue recognition policy

Revenue is measured based upon the consideration specified within a contract with a customer and recognised as the Company transfers control over an asset or service to a customer. The Company follows the five-step approach outlined in AASB 15 *Revenue from Contracts with Customers*.

B. REVENUE, OTHER INCOME AND OTHER OPERATING EXPENSES (CONTINUED)

B2. OTHER INCOME

| | 30 June 2025 \$m | 30 June 2024 \$m |
|----------------------------|------------------------|------------------------|
| For the year ended | | |
| Other operating income | 132 | 141 |
| Other non-operating income | 51 | 38 |
| Total other income | 183 | 179 |

Recognition and measurement

Other operating income

NBN Co recognises other operating income in relation to various government grants. Government grants are recognised in profit or loss on a systematic basis over the periods in which the entity recognises expenditure for which the grants are intended to compensate.

Government grants which are received in advance of NBN Co incurring the related expenditure are recognised in the Statement of financial position as a deferred gain when the grant is received (refer to Note C7).

Other non-operating income

Other non-operating income relates to assets received for no consideration from developers as part of the construction of the nbn[®] network in new development areas and from government entities in the form of a grant. These assets are recorded at their fair value as at the date the assets were transferred to NBN Co and the resulting gain is credited to a deferred gain within other liabilities (refer to Note C7). The deferred gain is released to profit or loss on a straight-line basis, over the period the assets are expected to provide services, which is the estimated useful life of the assets.

B3. OTHER OPERATING EXPENSES

| | 30 June 2025 \$m | 30 June 2024 \$m |
|---|------------------------|------------------------|
| For the year ended | | |
| IT and software expenses | (179) | (180) |
| Communication and public information expenses | (63) | (65) |
| Other operating expenditure | (221) | (252) |
| Total | (463) | (497) |

C. ASSETS AND LIABILITIES

This section provides information relating to NBN Co's financial, tangible and intangible assets and their related liabilities. NBN Co's tangible assets are primarily constructed assets or items of infrastructure acquired through finance lease arrangements.

C1. CASH AND CASH EQUIVALENTS

| As at | 30 June 2025 \$m | 30 June 2024 \$m |
|--------------|------------------------|------------------------|
| Cash at bank | 59 | 54 |
| Total | 59 | 54 |

For the purpose of presentation in the Statement of cash flows, cash and cash equivalents includes cash on hand and bank overdrafts. Any bank overdrafts are shown within borrowings in current liabilities in the Statement of financial position.

Restricted cash

The cash and cash equivalents disclosed in the Statement of financial position and the Statement of cash flows include \$18 million (30 June 2024: \$43 million) held by the Company which is subject to contractual restrictions and therefore not available for general use.

Reconciliation of loss for the year to net cash provided by operating activities

| For the year ended | 30 June 2025 \$m | 30 June 2024 \$m |
|---|------------------------|------------------------|
| Loss for the year | (1,200) | (1,176) |
| Add/(less) non-cash/non-operating items | | |
| Depreciation and amortisation | 3,275 | 3,209 |
| Finance costs on lease arrangements | 956 | 942 |
| Finance costs on borrowings | 1,022 | 909 |
| Other items | (49) | (41) |
| Income tax expense | 237 | 105 |
| (Increase)/decrease in operating assets | | |
| Decrease/(increase) in trade and other receivables | 130 | (50) |
| Decrease in other assets | - | 25 |
| Increase/(decrease) in operating liabilities | | |
| Decrease in trade and other payables | (66) | (128) |
| Decrease in other liabilities | (74) | (96) |
| Increase/(decrease) in provisions | 11 | (34) |
| Net cash provided by operating activities | 4,242 | 3,665 |

C. ASSETS AND LIABILITIES (CONTINUED)

C2. TRADE AND OTHER RECEIVABLES

| As at | 30 June 2025 \$m | 30 June 2024 \$m |
|-------------------|------------------------|------------------------|
| Current | | |
| Trade receivables | 418 | 552 |
| Other receivables | 34 | 31 |
| Total | 452 | 583 |

Recognition and measurement

Trade and other receivables are considered financial assets. They are initially recorded at the fair value of the amounts to be received and are subsequently measured at amortised cost using the effective interest method. These financial assets are derecognised when cash flows are received or the rights to receive cash flows from the financial assets have expired.

For trade receivables, the Company applies a simplified approach in calculating Expected Credit Losses (ECLs). Therefore, the Company does not track changes in credit risk at an individual counterparty level, but instead recognises a loss allowance based on lifetime ECLs at each reporting date. Further information about the Company's accounting policy for impairment of financial assets, which includes trade and other receivables, is included in Note H5.

There have been no material impairment losses and the Company did not have any material receivables that were past due not impaired at 30 June 2025 (30 June 2024: nil).

C3. PROPERTY, PLANT AND EQUIPMENT

| | Land \$m | Buildings and leasehold improve- ments \$m | Furniture and equipment \$m | IT equipment \$m | Network assets \$m | Total \$m |
|---------------------------------------|-------------|---|--------------------------------------|------------------------|--------------------------|-----------------|
| Cost | | | | | | |
| Balance at 30 June 2023 | 36 | 351 | 59 | 235 | 50,752 | 51,433 |
| Additions | – | 6 | 17 | 22 | 3,704 | 3,749 |
| Remeasurement of right-of-use assets | – | (2) | 2 | – | 467 | 467 |
| Disposals | – | (25) | (13) | (128) | (740) | (906) |
| Balance at 30 June 2024 | 36 | 330 | 65 | 129 | 54,183 | 54,743 |
| Additions | – | 19 | 36 | 14 | 3,321 | 3,390 |
| Remeasurement of right-of-use assets | – | 4 | 1 | – | 305 | 310 |
| Disposals | – | – | (15) | (3) | (347) | (365) |
| Balance at 30 June 2025 | 36 | 353 | 87 | 140 | 57,462 | 58,078 |
| Accumulated depreciation | | | | | | |
| Balance at 30 June 2023 | (6) | (242) | (44) | (185) | (16,967) | (17,444) |
| Depreciation | (2) | (38) | (9) | (26) | (2,678) | (2,753) |
| Disposals | – | 25 | 13 | 128 | 740 | 906 |
| Balance at 30 June 2024 | (8) | (255) | (40) | (83) | (18,905) | (19,291) |
| Depreciation | (1) | (39) | (16) | (23) | (2,804) | (2,883) |
| Disposals | – | – | 15 | 3 | 347 | 365 |
| Balance at 30 June 2025 | (9) | (294) | (41) | (103) | (21,362) | (21,809) |
| Net book value at 30 June 2024 | 28 | 75 | 25 | 46 | 35,278 | 35,452 |
| Net book value at 30 June 2025 | 27 | 59 | 46 | 37 | 36,100 | 36,269 |

Property, plant and equipment held at net book value is analysed as follows:

| As at | 30 June 2025 \$m | 30 June 2024 \$m |
|---|------------------------|------------------------|
| Constructed and purchased assets | 25,370 | 24,305 |
| Assets in the course of construction | 1,006 | 1,288 |
| Right-of-use assets | 8,407 | 8,441 |
| Assets acquired for no consideration and under government grant | 1,486 | 1,418 |
| Property, plant and equipment – net book value | 36,269 | 35,452 |

Assets in the course of construction

The majority of assets in the course of construction are network assets. As these assets have not been installed and are not ready for use, no depreciation is charged on these assets.

C. ASSETS AND LIABILITIES (CONTINUED)

C3. Property, plant and equipment (continued)

Right-of-use assets

| | Land \$m | Buildings and leasehold improvements \$m | Furniture and equipment \$m | Network assets \$m | Total \$m |
|---------------------------------------|-------------|---|-----------------------------------|--------------------------|----------------|
| Cost | | | | | |
| Balance at 30 June 2023 | 19 | 216 | 34 | 10,835 | 11,104 |
| Additions | – | – | 18 | 55 | 73 |
| Remeasurements | – | (2) | 2 | 467 | 467 |
| Disposals | – | (8) | (1) | (1) | (10) |
| Balance at 30 June 2024 | 19 | 206 | 53 | 11,356 | 11,634 |
| Additions | – | 7 | 35 | 45 | 87 |
| Remeasurements | – | 4 | 1 | 305 | 310 |
| Disposals | – | – | (14) | (1) | (15) |
| Balance at 30 June 2025 | 19 | 217 | 75 | 11,705 | 12,016 |
| Accumulated depreciation | | | | | |
| Balance at 30 June 2023 | (6) | (139) | (23) | (2,622) | (2,790) |
| Depreciation | (2) | (27) | (8) | (376) | (413) |
| Disposals | – | 8 | 1 | 1 | 10 |
| Balance at 30 June 2024 | (8) | (158) | (30) | (2,997) | (3,193) |
| Depreciation | (1) | (27) | (15) | (388) | (431) |
| Disposals | – | – | 14 | 1 | 15 |
| Balance at 30 June 2025 | (9) | (185) | (31) | (3,384) | (3,609) |
| Net book value at 30 June 2024 | 11 | 48 | 23 | 8,359 | 8,441 |
| Net book value at 30 June 2025 | 10 | 32 | 44 | 8,321 | 8,407 |

The majority of the remeasurement of right-of-use assets reflects adjustments to the minimum lease payments for contractually linked Consumer Price Index (CPI) increases. During FY24, NBN Co and Telstra signed a variation to the terms of the Revised Definitive Agreements (refer to Note F1), which confirmed the value of future minimum lease payments under these leasing agreements. The variation was accounted for as a lease modification and remeasured under AASB 16 Leases. The net impact of the remeasurement on NBN Co's financial statements for the year ended 30 June 2024 was a decrease in lease liabilities and carrying value of the associated right-of-use assets by \$176 million.

Assets acquired for no consideration and under government grant

Included within network assets are assets acquired from developers for no consideration and an infeasible right-of-use arrangement with the Department of Infrastructure, Transport, Regional Development, Communications, Sport and the Arts to use certain Regional Backbone Blackspots Program assets for no consideration (refer to Note C7).

Non-current assets pledged as security

None of the non-current assets have been pledged as security by the Company.

Recognition and measurement

Property, plant and equipment assets are recognised and measured at historical cost less any accumulated depreciation and impairment losses.

NBN Co's costs include expenditures that are directly attributable to the acquisition of the asset, including the costs of materials and direct labour and initial estimates of the costs of dismantling and removing an asset and restoring the site on which it is located. The Company does not consider that it has any qualifying assets and therefore does not currently capitalise any borrowing costs.

Assets under construction are recorded at cost, based on the estimated percentage of completion. Directly attributable costs are included in the capitalised cost of an asset, only when it is probable that future economic benefits associated with the item will flow to the Company and the cost of the item can be measured reliably. The carrying amount of any component accounted for as a separate asset is derecognised when replaced. All repairs and maintenance costs are charged to profit or loss during the reporting period in which they are incurred. Costs that are not directly attributable are recorded as an expense in profit or loss.

Right-of-use assets are measured at cost and comprise of the following:

- The amount of the initial measurement of the corresponding lease liability
- Any lease payments made at or before the commencement date less any lease incentives received
- Any initial direct costs
- Initial estimates of any restoration costs.

Subsequently, the right-of-use asset is measured at cost less any accumulated depreciation and impairment losses and adjusted for certain remeasurements of the lease liability.

Depreciation

Depreciation on network and non-network assets commences when they are installed and ready for use, otherwise termed as 'in service'. Buildings are depreciated from the date of acquisition. Land, other than that held by way of right-of-use assets, is not depreciated.

Depreciation on assets is calculated using the straight-line method to allocate the cost, net of any residual values, over their estimated useful lives or, in the case of leasehold improvements and right-of-use assets, the shorter of the lease term or useful life.

During the year ended 30 June 2024, NBN Co revised the estimated useful lives of certain network assets, within the existing range of 5 to 40 years, to align their expected period of use with the Company's latest business plans and upgrade strategies. The financial impact of the revised estimated useful lives was an increase in depreciation expense of \$168 million for the year ended 30 June 2024.

In line with its accounting policy, NBN Co reviews the useful lives of its network assets prior to each balance sheet date based on the most recent available information. This review identified additional revisions to useful lives which the Company intends to apply prospectively from 1 July 2025. The net impact on NBN Co's depreciation expense for the year ending 30 June 2026 due to these changes is not expected to be material.

C. ASSETS AND LIABILITIES (CONTINUED)

C3. Property, plant and equipment (continued)

The Company has assessed the current useful lives of assets as follows:

| Asset type | Useful lives |
|-------------------------|---------------------------------------|
| Network assets | Lower of lease term and/or 5–40 years |
| Buildings | Lower of lease term and/or 50 years |
| Leasehold improvements | Lower of lease term and/or 5–30 years |
| Furniture and equipment | 3–10 years |
| IT equipment | 3–5 years |

Residual values and useful lives are reviewed and adjusted if appropriate, at each reporting date.

Gain or loss on disposal is determined by comparing the proceeds with the carrying amount of the asset. Any gain or loss on disposal is recognised in profit or loss.

KEY ESTIMATES AND JUDGEMENTS

Determination of useful lives of property, plant and equipment

The estimation of useful lives requires significant judgement and are reviewed at each reporting date. If they need to be modified, the depreciation expense is accounted for prospectively from the date of reassessment until the end of the revised useful life (for both the current and future periods). Such revisions are generally required when there are changes in economic circumstances, climate risk impacts, regulatory changes, government policies, business plans and strategies, expected level of usage, and future technological developments impacting specific assets or groups of assets. It is possible that future results of operations could be materially affected by changes in these estimates.

Significant non-cash components

Acquisition of assets by means of non-cash transactions represents those assets acquired via right-of-use arrangements or contributed for no consideration.

| | 30 June 2025 \$m | 30 June 2024 \$m |
|---|------------------------|------------------------|
| For the year ended | | |
| Acquisition of assets by means of right-of-use arrangements | 87 | 73 |
| Acquisition of network infrastructure by means of developer contributions and government grants | 118 | 235 |
| Acquisition of assets by non-cash transactions | 205 | 308 |

C4. INTANGIBLE ASSETS

| | Software \$m | Licences \$m | Right-of-use assets – Licences \$m | Other \$m | Total \$m |
|---------------------------------------|-----------------|-----------------|---|--------------|----------------|
| Cost | | | | | |
| Balance at 30 June 2023 | 4,419 | 180 | 62 | 198 | 4,859 |
| Additions | 278 | 15 | – | 3 | 296 |
| Remeasurement | – | – | 1 | – | 1 |
| Disposals | (334) | (120) | – | (45) | (499) |
| Balance at 30 June 2024 | 4,363 | 75 | 63 | 156 | 4,657 |
| Additions | 263 | 11 | – | 2 | 276 |
| Remeasurement | – | – | (1) | – | (1) |
| Disposals | (179) | (1) | – | – | (180) |
| Balance at 30 June 2025 | 4,447 | 85 | 62 | 158 | 4,752 |
| Accumulated amortisation | | | | | |
| Balance at 30 June 2023 | (2,902) | (158) | (18) | (183) | (3,261) |
| Amortisation | (432) | (6) | (8) | (10) | (456) |
| Disposals | 334 | 120 | – | 45 | 499 |
| Balance at 30 June 2024 | (3,000) | (44) | (26) | (148) | (3,218) |
| Amortisation | (368) | (10) | (8) | (6) | (392) |
| Disposals | 179 | 1 | – | – | 180 |
| Balance at 30 June 2025 | (3,189) | (53) | (34) | (154) | (3,430) |
| Net book value at 30 June 2024 | 1,363 | 31 | 37 | 8 | 1,439 |
| Net book value at 30 June 2025 | 1,258 | 32 | 28 | 4 | 1,322 |

Recognition and measurement

Internally generated intangible assets

Research costs are expensed as incurred. An intangible asset arising from development expenditure on an internal project is recognised only when the Company can demonstrate the following:

- The technical feasibility of completing the intangible asset so that it will be available for use or sale
- Its intention to complete and its ability to use or sell the asset
- How the asset will generate future economic benefits
- The availability of resources to complete the development of the asset
- The ability to measure reliably the expenditure attributable to the intangible asset during its development.

Following the initial recognition of development expenditure, the asset is carried at cost less accumulated amortisation. Any expenditure capitalised is amortised over the period of expected benefits from the related asset. The carrying value of an intangible asset arising from development expenditure is tested for impairment annually when the asset is not yet available for use or more frequently when an indication of impairment arises during the reporting period.

C. ASSETS AND LIABILITIES (CONTINUED)

C4. Intangible assets (continued)

Software assets

Directly attributable costs associated with the development of business software for internal use are recorded as software assets if the development expenditure satisfies the criteria for capitalisation as outlined above.

Costs included in software assets developed for internal use are:

- External direct costs of materials, contract labour and services consumed
- Payroll and payroll-related costs for employees (including contractors) directly associated with the development project.

Costs that are not directly attributable are expensed as incurred. The Company does not consider that it has any qualifying assets and therefore does not currently capitalise any borrowing costs.

Acquired intangible assets

In addition to internally developed software assets, the Company may also acquire externally generated software. These costs are also capitalised and tend to be of a similar nature to those developed in-house. Intangible assets acquired through separate acquisition are recorded at cost.

Amortisation

Intangible assets are amortised on a straight-line basis over their estimated useful lives. The estimated useful lives of identifiable intangible assets are as follows:

| Identifiable intangible asset type | Useful lives |
|------------------------------------|-----------------|
| Software assets | 3–8 years |
| Telecommunications licences | Term of licence |
| Other intangible assets | 3–10 years |

Amortisation methods, useful lives and residual values are reviewed at each reporting date and adjusted, if appropriate. Amortisation of intangible assets does not commence until the assets are installed and ready for use, as intended by the Company.

Assets in the course of construction

The carrying amount of intangible assets includes expenditure recognised on software assets which are in the course of construction. As these assets have not been installed and are not ready for use, no amortisation is charged on these assets. Total software assets in the course of construction are \$80 million (30 June 2024: \$83 million).

KEY ESTIMATES AND JUDGEMENTS

Determination of useful lives of intangible assets

The estimation of useful lives requires significant judgement and are reviewed at each reporting date. If they require modification, the amortisation expense is accounted for prospectively from the date of reassessment until the end of the revised useful life (for both the current and future years). Such revisions are generally required when there are changes in economic circumstances, climate risk impacts, regulatory changes, government policies, business plans and strategies, expected level of usage, and future technological developments, impacting specific assets or groups of assets. It is possible that future results of operations could be materially affected by changes in these estimates.



C5. IMPAIRMENT OF NON-FINANCIAL ASSETS

Recognition and measurement

Tangible and intangible non-financial assets are measured using the cost basis and are considered to be impaired where their carrying value exceeds the recoverable amount.

Material intangible assets that are not yet subject to amortisation are tested on an annual basis for impairment, or when an indication of impairment exists. Property, plant and equipment and intangible assets subject to amortisation are reviewed for impairment annually or whenever events or changes in circumstances indicate that the carrying amount may not be recoverable.

The recoverable amount of an asset is the higher of its fair value less costs of disposal or its value in use. An impairment loss is recognised as an expense in profit or loss for the amount by which the asset's carrying amount exceeds its recoverable amount.

For assets that do not generate largely independent cash inflows, the recoverable amount is determined for the cash generating unit (CGU) to which that asset belongs. The Company's CGU is determined according to the lowest level of aggregation for which the cash inflows are independent of cash inflows from other assets.

KEY ESTIMATES AND JUDGEMENTS

Impairment testing

The Company has determined that assets which form part of the nbn[®] network, work together to achieve the delivery of products and services in order to generate cash inflows. As a result, the Company has determined that the ubiquitous broadband network is a single CGU (the NBN Co CGU).

At the end of the reporting period, the Company performed an impairment test. The recoverable amount of the NBN Co CGU was estimated by adopting a fair value less costs to sell approach using a discounted cash flow methodology. The results of this analysis determined that the recoverable amount of the NBN Co CGU exceeds its carrying amount as at 30 June 2025 and that the NBN Co CGU was not impaired. Based on the impairment assessment, NBN Co does not consider that any reasonable possible changes to the key assumptions would reduce the recoverable amount below the carrying amount of the CGU.

In assessing the recoverable amount of the NBN Co CGU a number of factors were considered, including changes in economic circumstances, climate risk impacts, regulatory changes, government policies, business plans and strategies, expected level of usage of assets, and future technological developments.



C. ASSETS AND LIABILITIES (CONTINUED)

C6. TRADE AND OTHER PAYABLES

| As at | 30 June 2025 \$m | 30 June 2024 \$m |
|--------------------------|------------------------|------------------------|
| Current | | |
| Trade and other payables | 186 | 255 |
| Contract liabilities | 134 | 174 |
| Accruals | 936 | 926 |
| GST payable | 17 | 7 |
| Total | 1,273 | 1,362 |

| As at | 30 June 2025 \$m | 30 June 2024 \$m |
|----------------------|------------------------|------------------------|
| Non-current | | |
| Contract liabilities | 19 | 1 |
| Total | 19 | 1 |

The accruals balance includes \$543 million (30 June 2024: \$539 million) relating to property, plant and equipment and intangible assets.

Recognition and measurement

Trade and other payables represent liabilities for goods and services provided to the Company prior to the end of the reporting date. The amounts are unsecured. Trade and other payables are initially recognised at their fair value and subsequently carried at amortised cost using the effective interest method.

C7. OTHER LIABILITIES

| As at | 30 June 2025 \$m | 30 June 2024 \$m |
|--|------------------------|------------------------|
| Current | | |
| Deferred gain on government grants | 105 | 99 |
| Deferred gain on developer contributions and other liabilities | 42 | 39 |
| Total | 147 | 138 |

| As at | 30 June 2025 \$m | 30 June 2024 \$m |
|--|------------------------|------------------------|
| Non-current | | |
| Deferred gain on government grants | 147 | 227 |
| Deferred gain on developer contributions and other liabilities | 1,412 | 1,341 |
| Total | 1,559 | 1,568 |

Recognition and measurement

Government grants

NBN Co is the recipient of various government grants, which can be in the form of a cash contribution or the contribution of an asset or assets for no consideration. Grants in the form of cash are recognised as other income in the profit or loss on a systematic basis over the periods in which the Company recognises expenditure for which the grants are intended to compensate. Where the cash is received in advance of the recognition of other income, it is recognised in the Statement of financial position as a deferred gain.

When the grant relates to an asset or assets received for no consideration, the asset is recorded at fair value and the resulting gain is credited to deferred gain. The gain is released to profit or loss on a straight-line basis over the expected period of provision of services, which is estimated to be the useful life of the relevant asset or assets.

Developer contributions for no consideration

The Company receives network assets for no consideration from developers as part of the build of the nbn[®] network in new development areas. Assets received for no consideration are recorded at fair value and the resulting gain is recognised as a deferred gain, which is released to profit or loss on a straight-line basis, over the expected period of provision of services, which is estimated to be the useful life of the relevant asset or assets.

There are no unfulfilled conditions or contingencies attached to the developer contributions.

C. ASSETS AND LIABILITIES (CONTINUED)

C8. LEASE LIABILITIES

| As at | 30 June 2025 \$m | 30 June 2024 \$m |
|--------------------|------------------------|------------------------|
| Current | | |
| Lease liabilities | 330 | 476 |
| Non-current | | |
| Lease liabilities | 11,683 | 11,370 |
| Total | 12,013 | 11,846 |

The majority of the Company's lease liabilities relate to right-of-use licences to access Telstra's network infrastructure, including ducts, pits, exchange rack space and dark fibre network cables. The terms of these right-of-use licences are governed by the Revised Definitive Agreements (RDAs) with Telstra (refer to Note F1).

The Company also leases certain commercial properties, commercial vehicles, and wireless sites with various terms that are due to expire within a range of one to thirty years.

Lease payments generally comprise a base amount plus an incremental contingent rental amount based on movements in the CPI and periodic reviews to market-based levels.

Recognition and measurement under AASB 16 Leases

The Company recognises leases where the Company has the right to control the use of an identified asset for a period of time in exchange for consideration.

Leases in which the Company is a lessee


Leases are recognised as a right-of-use asset and a corresponding lease liability at the date at which the leased asset is available for use by the Company, except where the Company applies the practical exemption to not apply AASB 16 for leases of low-value assets.

Management considers low-value assets as those assets valued at less than \$10,000, with this assessment based upon the value of the asset when it is new. The payments for these low-value assets will be recognised as operating expenditure on a straight-line basis (or other systematic basis over the lease term). For the year ended 30 June 2025, \$30 million (30 June 2024: \$25 million) has been recognised as operating expenditure in the profit or loss for lease arrangements that have been classified as low-value assets.

Right-of-use assets and lease liabilities arising from a lease are initially measured on a present value basis.

Lease liabilities include the net present value of the following lease payments:

- Fixed payments (including in-substance fixed payments), less any lease incentives receivable
- Variable lease payments that are based on an index or a rate that are known at the reporting date
- Payments of penalties for terminating the lease, if the lease term reflects the lessee exercising that option.



The lease payments are discounted using the interest rate implicit in the lease. If that rate cannot be determined, the lessee's incremental borrowing rate is used, being the rate that the lessee would have to pay to borrow the funds necessary to obtain an asset of similar value in a similar economic environment with similar terms and conditions.

The lease liability is subsequently increased by the interest charged on the lease liability and decreased by lease payments made. The finance cost is charged to profit or loss over the lease period to produce a constant periodic rate of interest on the remaining balance of the liability for each period.

After initial recognition, the lease liability is remeasured when there is a change in future lease payments. The lessee shall recognise the amount of any remeasurement of the lease liability as an adjustment to the right-of-use asset. The Company is exposed to potential future changes in variable lease payments that are based on an index or rate, such as payments linked to the CPI. Changes to these variable lease payments will result in a remeasurement of the lease liability (and corresponding adjustment to the right-of-use asset) using an unchanged discount rate at the date when these changes due to the movement in an index or rate become known.

If there is a lease modification, that does not result in a separate lease, then the lease liability is remeasured on the date of the lease modification by discounting the revised lease payments using a revised discount rate.

The Company applies judgement to determine the lease term for some lease contracts in which it is a lessee that include purchase, renewal or termination options. The assessment of whether the Company is reasonably certain to exercise such options impacts the lease term, which affects the value of lease liabilities and right-of-use assets recognised.

Leases in which the Company is a lessor

The Company does not have significant leases where it acts as the lessor. Under AASB 16, the Company will continue to classify each lease as either an operating lease or a finance lease.

A lease will be classified as a finance lease if it transfers substantially all the risks and rewards incidental to ownership of an underlying asset.

Lease income from operating leases where the Company is a lessor is recognised as income on a straight-line basis over the lease term.

C. ASSETS AND LIABILITIES (CONTINUED)

C8. Lease liabilities (continued)

KEY ESTIMATES AND JUDGEMENTS

Determination of whether a contract contains a lease

At the inception of a contract, the Company will assess whether the contract is, or contains a lease. The Company will recognise a lease where a contract conveys the right to control the use of an identified asset for a period of time in exchange for consideration. In making this assessment the Company primarily considers if there is an identified asset, who has the right to obtain substantially all of the economic benefits from use of the asset throughout the period of use, and who can direct how and for what purpose the asset is used throughout the period of use.

Determination of the net present value of a lease

A number of key estimates and judgements have been made in determining the net present value of applicable lease payments. In determining the net present value of a lease, the applicable lease payments are discounted using the interest rate implicit in the lease. Where this cannot be readily determined, a discount rate representing the estimated incremental borrowing rate at the commencement of the lease is used or at the date of any lease modification.

The incremental borrowing rate is the rate of interest the Company would have to pay to borrow over a similar term, and with a similar security, the funds necessary to obtain an asset of a similar value to the right-of-use asset in a similar economic environment.

The Company determines the incremental borrowing rate based upon the rate at which NBN Co, as a stand-alone company, can borrow funds. When determining the incremental borrowing rate for a lease, consideration is given to the term of the lease, recent credit ratings for NBN Co, comparable market transactions and the nature of the assets being leased.

Determination of the lease term

Extension and termination options are included in a number of leases across the Company. These are used to maximise operational flexibility in terms of managing the assets used in the Company's operations. In determining the lease term, the Company considers all facts and circumstances that create an economic incentive to exercise an extension option, or not exercise a termination option. Extension options (or periods after termination options) are only included in the lease term if the lease is reasonably certain to be extended (or not terminated).

The lease term is reassessed if an option is exercised (or not exercised) or the Company becomes obliged to exercise (or not exercise) it. The assessment of reasonable certainty is only revised if a significant event or a significant change in circumstances occurs, which affects this assessment, and that is within the control of the Company.

For network infrastructure right-of-use licences with Telstra, the term of each right-of-use licence, of up to 35 years, does not include possible renewal as the exercise of such options was not considered reasonably certain at inception of the agreements and also at the reporting date. The renewal period being two options, each for ten additional years, which are exercisable by NBN Co.

C9. BORROWINGS AND OTHER FINANCIAL LIABILITIES

| As at | 30 June 2025 \$m | 30 June 2024 \$m |
|--------------------|------------------------|------------------------|
| Current | | |
| Borrowings | 6,442 | 5,302 |
| Non-current | | |
| Borrowings | 21,878 | 21,610 |
| Total | 28,320 | 26,912 |

NBN Co's borrowings consist of unsecured bank facilities, short-term promissory notes, Australian Medium-Term Note (AMTN) issuances, US 144A/Reg S bond issuances, Euro Medium-Term Note (EMTN) issuances and private placements. All of NBN Co's borrowings are fully drawn unless otherwise stated.

During the year ended 30 June 2025, the Company executed the following transactions in relation to its borrowings:

- Issued a Euro (EUR) 700 million Sustainability EMTN under the Company's Global Medium-Term Note (GMTN) Programme and Sustainability Bond Framework, with a 7.5-year tenor
- Issued United States Dollars (USD) \$1,000 million US 144A/Reg S bonds, comprised of USD \$500 million with a 3-year tenor and USD \$500 million with a 5-year tenor, under the Company's GMTN Programme and repaid a USD \$600 million US 144A/Reg S bond that matured in October 2024
- Issued an Australian Dollar (AUD) \$1,000 million bond with a 3-year tenor, under the Company's AMTN Programme and repaid AUD \$825 million of AMTNs that matured in September 2024
- Issued AUD \$1,500 million Green bonds, comprised of AUD \$750 million with a 7-year tenor and AUD \$750 million with a 10-year tenor, under the Company's AMTN Programme and Sustainability Bond Framework
- Cyclical issuance and repayment of short-term promissory notes in AUD under NBN Co's Promissory Note Programme. As at 30 June 2025, a total of \$3,915 million had been issued by the Company
- Renegotiated committed bank facilities which reduced the Company's available committed bank facilities by \$400 million, to \$10,500 million. \$3,965 million of existing drawn bank facilities were repaid during the period, reducing the total drawn balance of bank facilities to \$620 million as at 30 June 2025. As at 30 June 2024, the Company had drawn down \$4,585 million from committed bank facilities of \$10,900 million.

All of NBN Co's bonds issued under both the AMTN Programme and GMTN Programme contain a dual-trigger change of control clause. In the event that a change of control of NBN Co occurs, which results in the credit ratings of NBN Co's bonds being downgraded to below investment grade or withdrawn, investors will have the right to require NBN Co to redeem all or a portion of their bonds at a redemption amount as specified in the applicable Pricing Supplement for that bond. If this redemption is not taken up then the bonds include a coupon step-up mechanism, which adjusts the rate of interest to reflect any downgrade or withdrawal of the credit ratings assigned to NBN Co's bonds as a result of the change of control.

C. ASSETS AND LIABILITIES (CONTINUED)

C9. Borrowings and other financial liabilities (continued)

Borrowings consist of the following unsecured financial arrangements at 30 June 2025:

| As at | 30 June 2025 | | 30 June 2024 | |
|---|----------------|--------------------|----------------|--------------------|
| | Current \$m | Non-current \$m | Current \$m | Non-current \$m |
| AMTN ¹ | 1,200 | 5,700 | 825 | 4,400 |
| US144A/Reg S ² | 968 | 6,981 | 824 | 6,494 |
| EMTN ³ | - | 5,519 | - | 4,287 |
| Private placements ⁴ | - | 2,260 | - | 2,260 |
| Promissory notes | 3,915 | - | 3,213 | - |
| Bank facilities ⁵ | - | 620 | 200 | 4,385 |
| Total principal amount of borrowings | 6,083 | 21,080 | 5,062 | 21,826 |
| Accrued interest | 215 | - | 170 | - |
| Fair value hedge adjustments | (31) | (133) | (12) | (581) |
| Foreign exchange movements | 177 | 1,014 | 82 | 456 |
| Fees and other adjustments | (2) | (83) | - | (91) |
| Total borrowings | 6,442 | 21,878 | 5,302 | 21,610 |

1. Includes \$3,150 million in Green bonds issued under the Company's AMTN Programme and Sustainability Bond Framework (30 June 2024: \$1,650 million).
2. Represents US 144A/Reg S notes of USD \$5,650 million issued under the Company's GMTN Programme, measured at the hedged foreign exchange rate on the issuance date (30 June 2024: USD \$5,250 million).
3. Represents Green EMTN of EUR 2,650 million and Sustainability EMTN of EUR 700 million issued under the Company's GMTN Programme and Sustainability Bond Framework, measured at the hedged foreign exchange rate on the issuance date (30 June 2024: Green EMTN of EUR 2,650 million).
4. Represents private placement issuances in AUD \$850 million, Norwegian Krone (NOK) 3,750 million, USD \$50 million, EUR 90 million, HKD 1,370 million, GBP 150 million and Japanese Yen (JPY) 5,500 million. Foreign denominated issuances are measured at the hedged rate on the issuance date (30 June 2024: AUD \$850 million, NOK 3,750 million, USD \$50 million, EUR 90 million, HKD 1,370 million, GBP 150 million and JPY 5,500 million).
5. The terms of certain bank facilities were modified during the year, increasing the tenor and decreasing the overall facility limit by \$400 million.

The Company's nominal weighted average cost of issued and drawn debt, taking into account hedging activities and amortisation of associated fees, for the year ended 30 June 2025 is 3.54 per cent (30 June 2024: 3.24 per cent). All borrowings are repayable in full at the end of the contracted period.

Recognition and measurement

All loans are initially recorded at fair value, which typically reflects the proceeds received, net of directly attributable transaction costs. Establishment fees paid upon entering into loan facilities are recognised as transaction costs related to the loan to the extent that it is probable that some or all of the loan facility will be drawn down. In this case, establishment fees are deferred until the drawdown occurs. If it is not deemed probable that some or all of the loan facility will be drawn down, then the fee is capitalised as a prepayment and amortised over the period of the related loan facility.

After initial recognition, all interest-bearing loans are measured at amortised cost, using the effective interest method. Loans that are in a designated fair value hedge relationship are adjusted for fair value movements attributable to the hedged risk. Borrowings are classified as current liabilities unless the Company has an unconditional right to defer settlement of the liability for at least 12 months after the reporting period. Borrowings are derecognised when contractual obligations are discharged, cancelled or expired.

A reconciliation of movements in NBN Co's borrowings arising from financing activities has been shown in the table below.

| For the year ended | 30 June 2025 \$m | 30 June 2024 \$m |
|------------------------------|------------------------|------------------------|
| Balance at 1 July | 26,912 | 25,834 |
| Net cash flows received | 275 | 1,065 |
| Accrued interest | 45 | 59 |
| Fair value hedge adjustments | 429 | 154 |
| Foreign exchange movements | 653 | (182) |
| Fees and other adjustments | 6 | (18) |
| Balance at 30 June | 28,320 | 26,912 |

Net finance costs on borrowings

Net finance costs on borrowings primarily relate to interest charged on borrowings (and related party borrowings in the comparative period).

| For the year ended | Note | 30 June 2025 \$m | 30 June 2024 \$m |
|--------------------------------------|------|------------------------|------------------------|
| Interest on related party borrowings | H3 | - | (213) |
| Interest on borrowings | | (968) | (649) |
| Other finance charges ¹ | | (45) | (29) |
| Total | | (1,013) | (891) |

1. Other finance charges include hedge ineffectiveness.

C. ASSETS AND LIABILITIES (CONTINUED)

C9. Borrowings and other financial liabilities (continued)

Fair value of borrowings

At 30 June 2025, the carrying value and fair value of the Company's current and non-current borrowings are as follows:

| As at | 30 June 2025 | | 30 June 2024 | |
|--------------|-----------------------|-------------------|-----------------------|-------------------|
| | Carrying value \$m | Fair value \$m | Carrying value \$m | Fair value \$m |
| Borrowings | 28,320 | 28,173 | 26,912 | 26,644 |
| Total | 28,320 | 28,173 | 26,912 | 26,644 |

The difference between the carrying value and fair value reflects the movements in underlying market interest rates between settlement date and reporting date for the Company's borrowings. The fair value of the Company's borrowings is measured using Level 2 inputs (refer to Note G7).

In accordance with AASB 2020-8 *Amendments to Australian Accounting Standards – Interest Rate Benchmark Reform – Phase 2*, NBN Co is transitioning from Interbank Offered Rates (IBORs) to alternate Risk-Free Rates (RFRs). During the period, NBN Co transitioned the measurement of the fair value of its borrowings held in AUD and EUR to reference RFRs as opposed to IBORs (30 June 2024: NBN Co transitioned USD and GBP to reference RFRs). This did not have a material impact on NBN Co's financial statements as at 30 June 2025 or the comparative period. NBN Co will seek to transition to using RFRs for borrowings held in remaining currencies as the RFRs are considered to be a reliable market reference input.

C10. PROVISIONS

| As at | 30 June 2025 \$m | 30 June 2024 \$m |
|-------------------|------------------------|------------------------|
| Current | | |
| Employee benefits | 181 | 168 |
| Other provisions | 23 | 24 |
| Total | 204 | 192 |

| As at | 30 June 2025 \$m | 30 June 2024 \$m |
|--------------------|------------------------|------------------------|
| Non-current | | |
| Employee benefits | 19 | 22 |
| Other provisions | 17 | 14 |
| Total | 36 | 36 |

Recognition and measurement

Provisions are recognised when:

- There is a present legal or constructive obligation to make a future sacrifice of economic benefits as a result of past transactions or events
- It is probable that a future sacrifice of economic benefits will arise
- A reliable estimate can be made of the amount of the obligation.

The amount recognised as a provision is the best estimate of the consideration required to settle the present obligation at the reporting date, taking into account the risks and uncertainties surrounding the obligation. Where a provision is measured using the cash flows estimated to settle the present obligation, its carrying amount is the present value of those cash flows.

Refer to Note D1 for employee benefits accounting policies.

D. PEOPLE

This section describes employment and post-employment benefit expenses provided to NBN Co's people.

D1. EMPLOYEE BENEFITS EXPENSES

| | 30 June 2025 \$m | 30 June 2024 \$m |
|--|------------------------|------------------------|
| For the year ended | | |
| Defined contribution superannuation expense | (79) | (76) |
| Other employee expenses, net of capitalisation | (518) | (534) |
| Total | (597) | (610) |

Recognition and measurement

Short-term employee benefit obligations

Short-term employee benefits comprise salaries and wages, including non-monetary benefits, short-term incentives and annual and long service leave that is expected to be settled within 12 months of the reporting date. Short-term employee benefits are expensed as the related service is provided. A liability is recognised for the amount expected to be paid if the Company has a present legal or constructive obligation to pay this amount as a result of past service provided by the employee and the obligation can be estimated reliably.

Long-term employee benefit obligations

The liability for long service leave is measured as the present value of expected future payments to be made in respect of services provided by employees up to the end of the reporting period using the projected unit credit method. Consideration is given to the expected future wage and salary levels, experience of employee departures and periods of service. Expected future payments are discounted using high-quality corporate bond rates at the reporting date with terms to maturity and currency to match, as closely as possible to, the estimated future cash flows. Remeasurement as a result of experience adjustments and changes in assumptions are recognised in profit or loss.

Post-employment benefits

The Company pays superannuation guarantee contributions into nominated defined contribution plans as advised by employees. Superannuation contributions are recognised as an expense as they become payable.

Termination benefits

Termination benefits are payable when employment is terminated, and an expense is recognised when the Company is demonstrably committed to terminating the employment of current employees according to a detailed formal plan without likelihood of withdrawal.

Capitalisation of employee benefits expenses

Employee benefits expenses are capitalised and included in the cost of property, plant and equipment, and intangible assets upon initial recognition to the extent that they are directly attributable to constructing and bringing the asset to the location and condition necessary for it to be capable of operating in the manner intended by management.

D2. KEY MANAGEMENT PERSONNEL

Disclosures relating to key management personnel are set out below:

| | 30 June 2025 \$ | 30 June 2024 \$ |
|------------------------------|-----------------------|-----------------------|
| For the year ended | | |
| Short-term employee benefits | (8,917,197) | (9,522,977) |
| Post-employment benefits | (287,971) | (278,309) |
| Long-term employee benefits | (172,769) | (298,989) |
| Total | (9,377,937) | (10,100,275) |

The table above includes the remuneration of key management personnel during the period for which they acted as key management personnel only.

E. EQUITY

The Commonwealth of Australia and NBN Co had previously entered into an Equity Funding Agreement (EFA), whereby the Commonwealth of Australia provided assurances to the Company in relation to the provision of equity funding of \$29.5 billion until 30 June 2021. NBN Co varied the terms of the EFA with the Commonwealth of Australia on 27 June 2023 and 7 March 2025. Under the terms of the current EFA, the Commonwealth of Australia will provide up to \$2.4 billion in equity funding to NBN Co to enable an additional 1.5 million homes and businesses previously served by FTTN to be eligible for an upgrade to FTTP technology by 31 December 2025 and up to \$3.0 billion in equity funding to enable approximately 622,000 homes and businesses previously served by FTTN technology to be eligible for an upgrade by 31 December 2030. The equity funding will be provided to NBN Co as the programs progress, up to a maximum annual drawdown amount.

E1. CONTRIBUTED EQUITY

As at 30 June 2025, \$31.8 billion of the total available equity funding of up to \$34.9 billion from the Commonwealth of Australia had been provided to NBN Co under the terms of the EFA (30 June 2024: \$30.6 billion of the total available equity funding of up to \$31.9 billion). The equity funding provided to the Company for the year ended 30 June 2025 is as follows:

| | Number of shares | Ordinary shares fully paid \$m |
|--------------------------------|-----------------------|--------------------------------------|
| Balance at 30 June 2023 | 29,804,692,179 | 29,805 |
| Equity injections | 771,307,821 | 771 |
| Balance at 30 June 2024 | 30,576,000,000 | 30,576 |
| Equity injections | 1,185,973,777 | 1,186 |
| Balance at 30 June 2025 | 31,761,973,777 | 31,762 |

Recognition and measurement

Issued and paid-up capital is recognised at the fair value of the consideration received by the Company. Transactions with the Commonwealth of Australia, as owner, that are designated as equity injections for the reporting period, are recognised directly in contributed equity and do not form part of other comprehensive income in that reporting period.

Ordinary shares

Ordinary shares entitle the holder to participate in dividends and the proceeds on the winding up of the Company in proportion to the number and amounts paid on the shares held. Ordinary shares have no par value and the Company does not have a limited amount of authorised capital.

Capital risk management

The Company's objectives when managing capital are to safeguard the ability of the Company to continue as a going concern while maximising the return to the Commonwealth of Australia and maintaining an optimal capital structure. The capital structure of the Company consists of cash and cash equivalents disclosed in Note C1, borrowings disclosed in Note C9 and contributed equity.

Dividends declared

No dividends were declared or paid during the year ended 30 June 2025 (30 June 2024: nil).

E2. OTHER RESERVES

| | Cash flow hedging reserve \$m | Cost of hedging reserve \$m | Total reserves \$m |
|--|--|--------------------------------------|--------------------------|
| Balance at 30 June 2023 | 886 | 28 | 914 |
| Change in fair value of hedging instrument recognised in OCI | (46) | (77) | (123) |
| Reclassified from OCI to profit or loss ¹ | (228) | – | (228) |
| Reclassified to the cost of property, plant and equipment | 2 | – | 2 |
| Deferred tax | 82 | 23 | 105 |
| Balance at 30 June 2024^{2,3} | 696 | (26) | 670 |
| Change in fair value of hedging instrument recognised in OCI | 446 | (68) | 378 |
| Reclassified from OCI to profit or loss ¹ | (1,165) | 7 | (1,158) |
| Reclassified to the cost of property, plant and equipment | (10) | 1 | (9) |
| Deferred tax | 219 | 18 | 237 |
| Balance at 30 June 2025³ | 186 | (68) | 118 |

1. During the period, gains of \$132 million were released from the cash flow hedge reserve for discontinued hedges (30 June 2024: \$45 million).
2. During the prior period, certain interest rate swaps were closed out before their end date. This occurred to align with NBN Co's updated Treasury Policy in relation to interest rate risk management. This resulted in the de-designation of the related cash flow hedge relationships and a crystallised gain of \$312 million in the cash flow hedge reserve.
3. As at 30 June 2025, gains of \$304 million relating to discontinued hedges remain in the cash flow hedge reserve (30 June 2024: \$435 million).

The cash flow hedging reserve represents the effective portion of gains or losses on remeasuring the fair value of qualifying derivative instruments, which have been designated into cash flow hedging relationships. The cost of hedging reserve represents changes in the fair value of the Company's derivative financial instruments attributable to movements in the foreign currency basis spread and time-value of future options.

The amount accumulated in the cash flow hedge reserve and cost of hedging reserve is reclassified to profit or loss in the same period or periods during which the underlying expected future cash flows to which the hedge relates affect profit or loss.

F. SIGNIFICANT CONTRACTUAL ARRANGEMENTS AND COMMITMENTS

NBN Co has entered into a number of contracts that will underpin the delivery and operation of the nbn[®] network. In addition to entering into contractual arrangements with Delivery Partners for the build of the network, NBN Co has entered into strategic agreements with Telstra and Singtel Optus that provide NBN Co with the required infrastructure to deliver fast broadband to the nation.

These strategic agreements are essential to NBN Co in regard to its ability to achieve its short and long-term objectives.

F1. TELSTRA REVISED DEFINITIVE AGREEMENTS

On 23 June 2011, NBN Co and Telstra announced that binding agreements (the Telstra Definitive Agreements or the DAs) had been entered into for the rollout of the nbn[®] network. The DAs became unconditional following the satisfaction of conditions precedent including Telstra shareholder approval in November 2011 and ACCC acceptance of Telstra's Migration Plan and Structural Separation Undertaking in March 2012.

Following the completion of the 2013 Strategic Review, the Government provided NBN Co with a new Statement of Expectations under which the nbn[®] network rollout was to transition from a primarily FTTP model to a Multi-Technology Mix (MTM) model.

On 14 December 2014, NBN Co and Telstra announced they had renegotiated the DAs and entered into a number of new agreements to provide for the shift to a MTM network rollout (the Revised Definitive Agreements or the RDAs). The RDAs came into effect on 26 June 2015 after all conditions precedent were either satisfied or waived.

As with the DAs, the RDAs provide NBN Co access to certain Telstra network infrastructure including ducts, pits, lead-in conduits (ownership of lead-in conduits transfers to NBN Co), exchange rack space and dark fibre to facilitate the efficient rollout of the nbn[®] network. The RDAs also continue to require Telstra to progressively disconnect premises connected to its copper and Hybrid Fibre Coaxial (HFC) networks (subject to exceptions for certain copper-based services and pay-TV services provided over parts of the spectrum on the HFC network) as the nbn[®] network is rolled out.¹ Telstra will continue to be entitled to payments from NBN Co for disconnecting premises from its networks, and NBN Co continues to expense these payments.

In addition, the RDAs allow NBN Co to progressively take ownership of, and the operational and maintenance responsibility for, elements of Telstra's copper and HFC networks and use of those network elements where it represents the fastest and most cost-effective way to deliver fast broadband to homes and businesses. These copper and HFC network elements are being used as access technologies as part of the overall design of the MTM rollout.

The payment structure remains linked to the rollout of the nbn[®] network. Under the RDAs, once NBN Co starts acquiring the assets forming part of Telstra's HFC network, NBN Co has an obligation to continue to acquire all of Telstra's HFC network. In July 2016, NBN Co commenced the acquisition of assets forming part of Telstra's HFC network.

Under the RDAs, NBN Co has also agreed to reimburse Telstra for any direct, reasonable, substantiated and incremental costs incurred as a result of the move from the FTTP rollout to the MTM rollout, subject to certain exceptions. NBN Co is capitalising these costs as they are incurred.

As with the DAs, the estimated value of the RDAs is based on a range of dependencies and assumptions over the long-term life of the agreements. On a like-for-like basis, the estimated net present value payable to Telstra under the RDAs is equivalent to that under the DAs. The RDAs contain an arrangement relating to the nbn[®] network rollout cessation and related consequences for NBN Co. In addition, there are provisions relating to NBN Co's liability for performing work on Telstra's live networks (refer to Note H2).

On 26 March 2024, it was agreed between Telstra and NBN Co that the network rollout has passed certain milestones which removes Telstra's right to trigger the rollout cessation regime in the RDAs. At the same time, it was also agreed between NBN Co and Telstra to modify certain lease payments under the right-of-use arrangements within the RDAs (refer to Note C3).

1. Services provided over the nbn[®] network will replace phone and internet services provided over most of the existing landline networks, including copper and the majority of HFC networks within the fixed-line footprint. Services provided over existing fibre networks (including in-building, health and education networks) and some special and business services may not be affected.

F2. OPTUS HFC SUBSCRIBER AGREEMENT

On 23 June 2011, NBN Co executed an agreement (the 2011 Optus HFC Subscriber Agreement) with Singtel Optus Pty Ltd and other Optus entities (Optus).

On 19 July 2012, the ACCC published a final determination granting authorisation of the 2011 Optus HFC Subscriber Agreement.

Under the terms of the 2011 Optus HFC Subscriber Agreement:

- Optus agreed to progressively migrate HFC customers to the nbn[®] network as it is rolled out. Optus agreed to a Fixed Line network preference in favour of NBN Co for residential and small business customers served by Optus' HFC network
- NBN Co agreed to make progressive payments to Optus based on the actual number of customers that migrate from its HFC network to the nbn[®] network.

On 14 December 2014, NBN Co and Optus announced they had signed agreements (the Revised HFC Subscriber Agreement) amending the 2011 Optus HFC Subscriber Agreement. On 19 September 2015, all of the conditions precedent to the Revised HFC Subscriber Agreement with Optus were satisfied. The Revised HFC Subscriber Agreement provides NBN Co with the option to acquire elements of Optus' HFC network where it is efficient and/or cost effective to do so, as part of the overall design and implementation of the MTM rollout.

The Revised HFC Subscriber Agreement continues to require Optus to progressively migrate HFC customers to the nbn[®] network as it is rolled out. The migration of Optus HFC customers to the nbn[®] network is now complete and there will be no further payments to Optus relating to the migration of customers.

F3. COMMITMENTS

Capital commitments

Total capital expenditure, including network assets and intangible assets, contracted for at the reporting date but not yet recognised in the Statement of financial position is as follows:

| | 30 June 2025 \$m | 30 June 2024 \$m |
|---|------------------------|------------------------|
| Within one year | 437 | 524 |
| Later than one year but not later than five years | - | 7 |
| Later than five years | 1 | 4 |
| Total | 438 | 535 |

G. FINANCIAL RISK MANAGEMENT

As a result of its ongoing business operations, the Company is exposed to a number of financial risks. This section sets out the nature, quantification and management of these financial risks.

The Company's Risk Management Policy is to identify, assess and manage risks which are likely to adversely affect the Company's financial performance, growth and ability to continue as a going concern. In terms of financial risk management, the Company takes a risk-averse approach as it seeks to minimise risk, provided it is cost effective to do so.

The main risks arising from the Company's financial activities are market risks (interest rate risk and foreign currency risk), liquidity risk and credit risk. During the year, NBN Co updated its Treasury Policy to ensure alignment with the Company's strategic objectives and risk appetite. This did not have a material impact on the Company's financial statements.

G1. FINANCIAL ASSETS AND LIABILITIES

All of the financial assets and liabilities below are carried at amortised cost except for derivatives which are measured at fair value. Borrowings that are in a designated fair value hedge relationship are adjusted for fair value movements attributable to the hedged risk.

| As at | Note | 30 June 2025 \$m | 30 June 2024 \$m |
|---|------|------------------------|------------------------|
| Financial assets | | | |
| Cash and cash equivalents | C1 | 59 | 54 |
| Trade and other receivables | C2 | 452 | 583 |
| Derivative financial assets | G2 | 1,373 | 1,116 |
| Carrying amount of financial assets | | 1,884 | 1,753 |
| Financial liabilities | | | |
| Trade and other payables | C6 | 1,122 | 1,181 |
| Lease liabilities | C8 | 12,013 | 11,846 |
| Derivative financial liabilities | G2 | 374 | 485 |
| Borrowings | C9 | 28,320 | 26,912 |
| Carrying amount of financial liabilities | | 41,829 | 40,424 |

Net interest income or expense from financial assets and liabilities

The net interest expense recognised from financial assets and liabilities for the year ended 30 June 2025 was \$1,966 million (30 June 2024: \$1,831 million).

G2. DERIVATIVES AND HEDGING ACTIVITIES

The Company uses derivative financial instruments in the normal course of business in order to hedge exposures to fluctuations in interest rates and foreign exchange rates in accordance with the Company's financial risk management policies. The Company's policies allow derivative transactions to be undertaken for the purpose of managing risk and not for speculative trading.

The fair values, including accrued interest, of the Company's derivative instruments at 30 June 2025 are as follows:

| As at | 30 June 2025 | | 30 June 2024 | |
|-------------------------------------|----------------|--------------------|----------------|--------------------|
| | Current \$m | Non-current \$m | Current \$m | Non-current \$m |
| Assets | | | | |
| Forward exchange options | 1 | - | - | - |
| Interest rate options | - | 2 | - | 8 |
| Interest rate swaps | 66 | 239 | 65 | 747 |
| Cross-currency interest rate swaps | 216 | 845 | 129 | 161 |
| Power purchase agreements | - | 4 | - | 6 |
| Total derivative assets | 283 | 1,090 | 194 | 922 |
| Liabilities | | | | |
| Forward exchange contracts | 1 | - | - | - |
| Forward exchange options | 4 | - | - | - |
| Interest rate options | - | 22 | - | 8 |
| Interest rate swaps | 2 | 245 | 1 | 93 |
| Cross-currency interest rate swaps | 18 | 81 | 24 | 359 |
| Power purchase agreements | - | 1 | - | - |
| Total derivative liabilities | 25 | 349 | 25 | 460 |

Recognition and measurement

Derivatives are initially recognised at fair value on the date a derivative contract is entered into and are subsequently remeasured to their fair value at the end of each reporting period. The accounting for subsequent changes in fair value depends on whether the derivative is designated as a hedging instrument and if so, the nature of the item being hedged. Any derivative instruments that are not designated in a hedging relationship will have the subsequent fair value movement within each reporting period recognised in profit or loss.

Derivatives that are designated in a hedging relationship are designated as either:

- Cash flow hedges, being hedges of a particular risk associated with cash flows of recognised assets and liabilities and highly probable forecast transactions; or
- Fair value hedges, being hedges of the fair value of recognised assets or liabilities or a firm commitment.

At the inception of the hedging transaction, the Company documents the relationship between hedging instruments and hedged items, as well as its risk management objective and strategy for undertaking various hedge transactions. The Company also documents its assessment, both at hedge inception and on an ongoing basis, as to whether the derivatives used in hedging transactions have been, and will continue to be effective, in offsetting changes in either the fair value or cash flows of hedged items. When forward contracts are used to hedge forecast transactions, the Company generally designates the entire fair value of the forward contract as the hedging instrument. The full fair value of a hedging derivative is classified as a non-current asset or liability when the remaining maturity of the hedged item is more than 12 months.

G. FINANCIAL RISK MANAGEMENT (CONTINUED)

G2. Derivatives and hedging activities (continued)

Cash flow hedge

Cash flow hedges are used by the Company to manage exposure to variability in expected future cash flows, which could affect profit or loss. Variability in expected future cash flows could arise from fluctuations in foreign exchange rates and interest rates on financial liabilities or highly probable forecast transactions, predominantly associated with NBN Co's foreign and domestic borrowings.

The Company uses interest rate swaps, interest rate and foreign exchange options, cross-currency interest rate swaps and forward exchange contracts to hedge against such fluctuations.

The effective portion of changes in the fair value of derivatives that are designated in a cash flow hedge relationship are recognised in other comprehensive income and accumulated in the cash flow hedge reserve within equity. The ineffective portion is recognised immediately in profit or loss within net finance costs.

Amounts accumulated in equity are reclassified to profit or loss in the periods when the hedged item affects profit or loss. When the hedged forecast transaction results in the recognition of a non-financial asset, the gains and losses previously deferred in equity are reclassified from equity and included in the initial measurement of the cost of the asset.

When a hedging instrument expires or is sold or terminated, or when a hedge no longer meets the criteria for hedge accounting, the hedge relationship is discontinued. Any cumulative gain or loss related to the hedging instrument existing in the cash flow hedge reserve at that time remains in equity and is reclassified to profit or loss when the forecast transaction is ultimately recognised in profit or loss. When a forecast transaction is no longer expected to occur, the cumulative gain or loss that was reported in the cash flow hedge reserve is immediately reclassified to profit or loss, where applicable.

Fair value hedges

Fair value hedges are used by the Company to manage the variability in the fair value of foreign and domestic borrowings due to fluctuations in interest rates. The Company uses interest rate swaps and cross-currency interest rate swaps to hedge against such fluctuations.

Changes in the fair value of derivatives that are designated and qualify as fair value hedges are recorded in profit or loss within net finance costs, together with any changes in the fair value of the hedged liability that are attributable to the hedged risk. Any gain or loss relating to the ineffective portion of a fair value hedge is recognised directly in the profit or loss within net finance costs.

If the hedge no longer meets the criteria for hedge accounting, it is discontinued. The adjustment to the carrying amount of a hedged item for which the effective interest method is used, is amortised to profit or loss within net finance costs over the period to maturity using a recalculated effective interest rate.

Hedge effectiveness

Hedge effectiveness is determined at the inception of the hedge relationship, and through periodic prospective effectiveness assessments to ensure that an economic relationship exists between the hedged item and hedging instrument.

Hedge ineffectiveness may occur due to:

- The credit value/debit value adjustment on the hedging instrument not being matched by a similar adjustment on the hedged item
- Differences in critical terms between the hedging instrument and hedged item, including hedging instruments with a non-zero fair value at inception of the hedge relationship.

Offsetting financial assets and liabilities

Currently there is no right or basis to present any financial assets or financial liabilities on a net basis, other than interest receivable and payable on derivative financial instruments. As such, no financial assets or financial liabilities, other than those mentioned above, have been presented on a net basis in the Company's Statement of financial position.

Power Purchase Agreements

As at 30 June 2025, the Company had entered into the following renewable energy Power Purchase Agreements (PPAs):

- A solar PPA for a solar farm situated in West Wyalong, New South Wales. The solar farm is operational and is contracted for a 10-year period which commenced in December 2023
- A wind PPA for a wind farm situated in Macarthur, Victoria. The wind farm is already operational and NBN Co has contracted to obtain offtake for a 6-year period which commenced in January 2025
- A solar PPA, signed in June 2023, for a solar farm situated in Munna Creek, Queensland. The solar farm is not yet operational and is contracted for a 10-year period from the commencement of commercial production, expected in the second half of 2025.

The PPAs are not physical electricity supply contracts. They operate as a 'contract for difference' (CfD), whereby the parties have agreed to a 'strike price'. If the electricity spot price is higher than the strike price, then the solar farm will pay the difference to NBN Co and vice versa if the spot price is lower than the strike price. The CfD is a derivative financial instrument and is required to be measured at fair value at each reporting date.

As at 30 June 2025, the net derivative asset relating to the Company's PPAs was \$3 million (30 June 2024: \$6 million).

The PPAs are not designated into hedging relationships and therefore the fair value movements on the Company's PPAs are recognised in profit or loss as a gain/(loss) on derivatives measured at fair value through profit or loss.

G. FINANCIAL RISK MANAGEMENT (CONTINUED)

G2. Derivatives and hedging activities (continued)

Hedge Accounting

The impact of derivatives and hedging activities on the Company's financial position and performance is as follows:

| Fair Value Hedges As at | 30 June 2025 | | 30 June 2024 | |
|--|----------------------|-----------------|----------------------|-----------------|
| | Interest rate \$m | Total \$m | Interest rate \$m | Total \$m |
| Carrying amount of hedging instruments^{1,2} | | | | |
| Derivative assets | 226 | 226 | – | – |
| Derivative liabilities | (493) | (493) | (613) | (613) |
| Fair value hedge adjustment | | | | |
| Carrying amount of hedged item recognised in the Statement of financial position | (15,898) | (15,898) | (12,961) | (12,961) |
| Cumulative fair value adjustment on hedged item | 164 | 164 | 593 | 593 |
| Hedge effectiveness | | | | |
| Change in value of hedging instrument used for calculating hedge effectiveness | (418) | (418) | (145) | (145) |
| Change in value of hedged item used for calculating hedge effectiveness | 429 | 429 | 154 | 154 |
| Hedge ineffectiveness recorded in profit or loss | 11 | 11 | 9 | 9 |

| Cash Flow Hedges As at | 30 June 2025 | | | 30 June 2024 | | |
|---|----------------------------|-------------------------|--------------|----------------------------|-------------------------|--------------|
| | Foreign exchange \$m | Interest rate \$m | Total \$m | Foreign exchange \$m | Interest rate \$m | Total \$m |
| Carrying amount of hedging instruments^{1,2} | | | | | | |
| Derivative asset | 1,220 | 284 | 1,504 | 769 | 787 | 1,556 |
| Derivative liabilities | (119) | (218) | (337) | (359) | (27) | (386) |
| Hedge effectiveness | | | | | | |
| Change in value of hedging instrument used for calculating hedge effectiveness | (707) | 312 | (395) | 182 | 417 | 599 |
| Change in value of hedged item used for calculating hedge effectiveness | 705 | (306) | 399 | (182) | (413) | (595) |
| Hedge ineffectiveness recorded in profit or loss | (2) | 6 | 4 | – | 4 | 4 |
| Change in hedge reserves | | | | | | |
| Change in value of hedging instrument recognised in cash flow hedge reserves | (731) | 285 | (446) | 158 | (112) | 46 |
| Change in value of the hedging instrument recognised in cost of hedge reserves | 66 | 2 | 68 | 77 | – | 77 |
| Amount reclassified from cost of hedge reserve to property, plant and equipment | (1) | – | (1) | – | – | – |
| Amount reclassified from cash flow hedge reserve to property, plant and equipment | 10 | – | 10 | (2) | – | (2) |
| Amount reclassified from cost of hedge reserve to net finance costs for continued and discontinued hedges | (6) | (1) | (7) | – | – | – |
| Amount reclassified from cash flow hedge reserve to net finance costs for continued and discontinued hedges | 727 | 438 | 1,165 | (179) | 407 | 228 |
| Change in reserves for continued or discontinued hedges | 65 | 724 | 789 | 54 | 295 | 349 |

1. Excluding accrued interest.

2. The carrying amount of the hedging instruments are grossed up to allow for the hedge designation methodology the Company applies when designating cross-currency interest rate swaps in fair value and cash flow hedges.

G3. FOREIGN CURRENCY RISK MANAGEMENT

Foreign currency risk refers to the risk that the fair value or future cash flows of a financial instrument will fluctuate due to changes in foreign exchange rates. The Company is exposed to foreign currency risk due to fluctuations in foreign exchange rates for certain transactions.

The carrying amount of monetary assets and liabilities for foreign exchange risk denominated in foreign currencies and notional cash outflows for derivatives that hedge foreign exchange risk, as expressed in Australian dollars, is as follows:

| As at | 30 June 2025 \$m | | | | | | 30 June 2024 \$m | | | | | |
|--|---------------------|--------------|------------|-----------|------------|------------|---------------------|--------------|------------|-----------|------------|------------|
| | USD | EUR | NOK | JPY | HKD | GBP | USD | EUR | NOK | JPY | HKD | GBP |
| Foreign exchange risk | | | | | | | | | | | | |
| Trade payables | 38 | - | - | - | - | - | 38 | - | - | - | - | - |
| Borrowings - Principle value | 8,017 | 5,669 | 583 | 61 | 262 | 286 | 7,386 | 4,437 | 583 | 61 | 262 | 286 |
| Borrowings - Accounting adjustments | 347 | 700 | (12) | (6) | 25 | 48 | 5 | 47 | (57) | (12) | 6 | 21 |
| Total foreign exchange risk | 8,402 | 6,369 | 571 | 55 | 287 | 334 | 7,429 | 4,484 | 526 | 49 | 268 | 307 |
| Derivatives | | | | | | | | | | | | |
| Foreign exchange options ¹ | 339 | - | - | - | - | - | 133 | - | - | - | - | - |
| Forward exchange contracts | 153 | - | - | - | - | - | 38 | - | - | - | - | - |
| Cross-currency interest rate swaps | 8,017 | 5,669 | 583 | 61 | 262 | 286 | 7,386 | 4,437 | 583 | 61 | 262 | 286 |
| Total derivatives hedging foreign exchange risk | 8,509 | 5,669 | 583 | 61 | 262 | 286 | 7,557 | 4,437 | 583 | 61 | 262 | 286 |

1. Includes foreign exchange option collars hedging notional exposure of USD \$215 million (30 June 2024: USD \$20 million).

The Company has entered into forward exchange contracts and options to hedge its exposure to currency risk in relation to highly probable forecast transactions which are denominated in foreign currency. The Company's strategy is to fully hedge all material contractually certain foreign currency exposures and to hedge highly probable material foreign exchange exposures on a sliding scale dependent upon the period of time until expected settlement.

In accordance with its risk management strategy, the Company enters into cross-currency interest rate swaps to mitigate the foreign currency exposure on all of its foreign currency denominated borrowings.

G. FINANCIAL RISK MANAGEMENT (CONTINUED)

G3. Foreign currency risk management (continued)

The maturity profile of the Company's derivatives that hedge foreign exchange risk are as follows:

| As at | 30 June 2025 | | | 30 June 2024 | | |
|--|----------------------|---------------------|-----------------------------|----------------------|---------------------|-----------------------------|
| | Within 1 year \$m | 1 to 5 years \$m | Greater than 5 years \$m | Within 1 year \$m | 1 to 5 years \$m | Greater than 5 years \$m |
| Cash flow hedges | 1,121 | 6,014 | 7,896 | 862 | 4,367 | 7,823 |
| Cash flow hedges - Foreign exchange options ¹ | 339 | – | – | 133 | – | – |

1. Includes foreign exchange option collars hedging notional exposure of USD \$215 million (30 June 2024: USD \$20 million).

As at 30 June 2025, the material currency pairs of cross-currency interest rate swaps designated in hedge relationships are receive USD/pay AUD, receive EUR/pay AUD and receive NOK/pay AUD with weighted average foreign currency rates of USD/AUD 0.71, EUR/AUD 0.61 and NOK/AUD 6.44 (30 June 2024: USD/AUD 0.72, EUR/AUD 0.62 and NOK/AUD 6.44).

The Company has not entered into foreign currency positions that are not supported by underlying purchasing transactions that are either certain or highly probable as to timing, quantum and currency.

Sensitivity analysis

Sensitivity analysis to exchange rate movements based on the valuation of material financial instruments at the end of the period is outlined in the table below. As a result of the Company's policy to fully hedge the foreign exchange risk on its foreign currency borrowings, NBN Co excludes its foreign currency borrowings and associated cross-currency interest rate swaps from its sensitivity analysis.

| | 30 June 2025 | | 30 June 2024 | |
|---------------------------------|----------------------------------|----------------------------------|----------------------------------|----------------------------------|
| | Post-tax impact on profit \$m | Post-tax impact on equity \$m | Post-tax impact on profit \$m | Post-tax impact on equity \$m |
| Exchange rates (AUD/USD) | | | | |
| + 10 cents | 3 | (37) | 3 | (4) |
| – 10 cents | (5) | 43 | (5) | 11 |

A sensitivity range of plus 10 cents and minus 10 cents has been selected as a reasonably possible shift in exchange rate movements based on the current and historical level of volatility.

G4. INTEREST RATE RISK MANAGEMENT

Interest rate risk is the risk that the fair value or future cash flows of a financial instrument will fluctuate because of changes in market interest rates. The Company is exposed to interest rate risk due to changes in market interest rates associated with interest-bearing cash and cash equivalents and long-term borrowings. Interest on financial instruments classified as floating rate is repriced at intervals of less than one year. Interest on financial instruments classified as fixed rate is fixed until maturity of the instrument.

The Company manages its risk by entering into a mix of fixed and floating rate borrowings and by entering into cross-currency interest rate swaps, interest rate swaps, and interest rate options to manage the interest rate exposure, in accordance with the Treasury Policy.

| | Notional Amount \$m | Notional swapped from fixed to floating \$m | Notional swapped from floating to fixed \$m | Net exposure to floating interest rate risk \$m |
|---|------------------------|--|--|--|
| At 30 June 2024 | | | | |
| Floating rate debt portfolio ¹ | 8,223 | 12,917 | (14,174) | 6,966 |
| At 30 June 2025 | | | | |
| Floating rate debt portfolio ¹ | 5,535 | 14,779 | (16,674) | 3,641 |

1. Excludes unexercised interest rate collar options.

The proportion of debt exposed to floating rates prior to any hedging is 20.38 per cent (30 June 2024: 30.58 per cent). Following consideration of the effect of hedging, the proportion of debt exposed to floating rates is 13.40 per cent (30 June 2024: 25.91 per cent).

The notional maturity profile of the Company's derivatives that hedge interest rate risk are as follows:

| | 30 June 2025 | | | 30 June 2024 | | |
|---|---------------|--------------|----------------------|---------------|--------------|----------------------|
| As at | Within 1 year | 1 to 5 years | Greater than 5 years | Within 1 year | 1 to 5 years | Greater than 5 years |
| Cash flow hedges | 2,100 | 14,624 | 3,650 | 1,400 | 12,724 | 1,450 |
| Cash flow hedges – Interest rate options ¹ | – | 1,300 | 500 | – | 100 | 1,200 |
| Fair value hedges | 968 | 5,946 | 7,865 | 824 | 4,299 | 7,793 |

1. Includes NBN Co's notional exposure hedged by interest rate option collars.

As at 30 June 2025, the weighted average fixed interest rate on interest rate swaps and fixed cross-currency interest rate swaps designated in hedge relationships is 2.86 per cent (30 June 2024: 2.30 per cent).

Sensitivity analysis

Sensitivity analysis to interest rate movements, based on the valuation of financial instruments at the end of the period is as outlined in the table below. As a result of the Company's policy to fully hedge the interest rate risk on its foreign currency borrowings, NBN Co excludes its foreign currency borrowings and associated cross-currency interest rate swaps from its sensitivity analysis.

| | 30 June 2025 | | 30 June 2024 | |
|----------------------------------|----------------------------------|----------------------------------|----------------------------------|----------------------------------|
| | Post-tax impact on profit \$m | Post-tax impact on equity \$m | Post-tax impact on profit \$m | Post-tax impact on equity \$m |
| Interest rates +100 basis points | (25) | 411 | (49) | 300 |
| Interest rates –100 basis points | 25 | (444) | 49 | (313) |

A sensitivity range of plus 100 basis points and minus 100 basis points has been selected as a reasonably possible shift in interest rates based on the current level of interest rates and historical volatility.

G. FINANCIAL RISK MANAGEMENT (CONTINUED)

G5. CREDIT RISK EXPOSURE

Credit risk refers to the risk that a counterparty will default on its contractual obligations, resulting in financial loss to the Company. Counterparty exposure is measured as the total value of the exposures to all obligations of any single legal or economic entity (e.g. a group of companies). Credit risk is managed on a group basis. The Company manages its credit risk via Board approved policies that require a formal approval of new counterparties, credit limit monitoring by counterparty and ongoing monitoring and reporting to manage credit risk exposure. Credit risk arises from cash and cash equivalents and the net favourable position of derivative financial instruments, as well as credit exposures to RSPs. The Company does not expect any significant losses from non-performance by any of these counterparties.

The Company's maximum exposure to credit risk at the end of the reporting period is the carrying amount of the financial assets as recorded in the Statement of financial position.

The credit quality of financial assets can be assessed by reference to external credit ratings (if available) or to historical information about counterparty default rates.

| As at | 30 June 2025 \$m | 30 June 2024 \$m |
|---|------------------------|------------------------|
| Trade receivables | | |
| <i>Counterparties with an external credit rating</i> | | |
| AAA | 2 | 1 |
| A- | 131 | 265 |
| B+ | 3 | 3 |
| <i>Counterparties without an external credit rating¹</i> | | |
| Group 1 | 14 | 6 |
| Group 2 | 231 | 269 |
| Group 3 | 37 | 8 |
| Total | 418 | 552 |
| Cash at bank and short-term bank deposits | | |
| AA- | 59 | 54 |
| Total | 59 | 54 |
| Derivative financial assets | | |
| AA- | 595 | 437 |
| A+ | 588 | 481 |
| A | 47 | 192 |
| A- | 138 | - |
| BBB | 5 | 6 |
| Total | 1,373 | 1,116 |

1. Group 1 – new customers (less than six months).

Group 2 – existing customers (more than six months) with no defaults in the past.

Group 3 – existing customers (more than six months) with defaults in the past, subsequently remediated.

The Company did not have any material receivables that were past due or impaired at 30 June 2025 (30 June 2024: nil).

G6. LIQUIDITY RISK MANAGEMENT

Liquidity risk refers to the risk of encountering difficulties in meeting obligations associated with financial liabilities. Liquidity risk management is associated with ensuring sufficient funds are available to meet financial commitments in a timely manner and planning for unforeseen events which may curtail cash flows and cause pressure on liquidity. The Company's financial liabilities are trade and other payables, finance lease liabilities, and borrowings.

The Company measures and manages liquidity risk by forecasting liquidity and funding requirements for the next four years as a minimum, which is reviewed annually by the Board. In addition, the Company prepares and reviews a rolling monthly cash forecast. The risk of refinancing is reduced by ensuring that the Company's borrowings mature across different periods.

The total drawn and undrawn amounts across all available borrowings are included in Note C9.

Contractual maturities of financial assets and liabilities

Amounts shown in the table below illustrate the undiscounted cash flows for the remaining contractual maturities of financial assets and liabilities and the carrying value recorded in the Statement of financial position for NBN Co's financial assets and liabilities.

| | Within 1 year \$m | 1 to 5 years \$m | Greater than 5 years \$m | Total contractual cash in/(out) flows \$m | Carrying amount assets/ (liabilities) \$m |
|---|----------------------|------------------------|--------------------------------|---|---|
| At 30 June 2024 | | | | | |
| Non-derivatives | | | | | |
| Cash and cash equivalents | 54 | - | - | 54 | 54 |
| Trade and other receivables | 583 | - | - | 583 | 583 |
| Trade and other payables | (1,181) | - | - | (1,181) | (1,181) |
| Borrowings | (6,437) | (16,284) | (9,537) | (32,258) | (26,912) |
| Lease liabilities | (1,475) | (4,696) | (20,129) | (26,300) | (11,846) |
| Total | (8,456) | (20,980) | (29,666) | (59,102) | (39,302) |
| Derivatives | | | | | |
| Derivative financial assets ¹ | 283 | 601 | (14) | 870 | 1,116 |
| Derivative financial liabilities ¹ | (166) | (678) | (225) | (1,069) | (485) |
| Total | 117 | (77) | (239) | (199) | 631 |
| At 30 June 2025 | | | | | |
| Non-derivatives | | | | | |
| Cash and cash equivalents | 59 | - | - | 59 | 59 |
| Trade and other receivables | 452 | - | - | 452 | 452 |
| Trade and other payables | (1,122) | - | - | (1,122) | (1,122) |
| Borrowings | (7,118) | (14,225) | (11,638) | (32,981) | (28,320) |
| Lease liabilities | (1,517) | (4,802) | (19,597) | (25,916) | (12,013) |
| Total | (9,246) | (19,027) | (31,235) | (59,508) | (40,944) |
| Derivatives | | | | | |
| Derivative financial assets ¹ | 1,327 | 1,787 | 4,884 | 7,998 | 1,373 |
| Derivative financial liabilities ¹ | 88 | (951) | (1,194) | (2,057) | (374) |
| Total | 1,415 | 836 | 3,690 | 5,941 | 999 |

1. Total contracted cash in/(out) flows excludes foreign exchange options and interest rate options.

G. FINANCIAL RISK MANAGEMENT (CONTINUED)

G7. FAIR VALUE MEASUREMENT OF FINANCIAL INSTRUMENTS

The Company uses the following fair value hierarchy for determining and disclosing the fair value of financial instruments.

Level 1: quoted (unadjusted) prices in active markets for identical assets or liabilities.

Level 2: inputs other than quoted prices included within Level 1 that are observable for the asset or liability, either directly (as prices) or indirectly (derived from prices). If all significant inputs required to fair value an instrument are observable, the instrument is included in Level 2.

Level 3: If one or more of the significant inputs for the asset or liability are not based on observable market data (unobservable inputs).

Fair value of derivative assets and liabilities

The Company's derivative financial assets and liabilities are the only assets and liabilities carried at fair value in the Statement of financial position. The Company's derivative assets and liabilities are considered to be Level 2 financial instruments, as their fair value is determined by calculating the present value of the estimated future cash flows based upon observable interest yield curves and forward exchange rates at the reporting date (where applicable).

The only exception to this categorisation relates to CfD derivatives within PPAs, which are categorised as Level 3 as one of the key inputs, being the electricity forward prices, cannot be forecast (using observable market data) for the duration of the contract. The fair value of CfD derivatives with PPAs is determined using an electricity price forecasting model and inputs used include forecast electricity volumes, the electricity forward spot price, the contract period, the discount rate and the net position of the long-term generation certificates.

The changes in Level 3 derivative financial instruments are shown in the table below:

| | 30 June 2025 \$m | 30 June 2024 \$m |
|--|------------------------|------------------------|
| For the year ended | | |
| Net derivative financial assets | | |
| Balance at 1 July | 6 | 3 |
| Change in fair value of PPA | (3) | 3 |
| Balance at 30 June | 3 | 6 |

In accordance with AASB 2020-8 *Amendments to Australian Accounting Standards – Interest Rate Benchmark Reform – Phase 2*, NBN Co is transitioning from IBORs to alternate RFRs. During the period, NBN Co transitioned the measurement of the fair value of its derivatives held in AUD and EUR to reference RFRs as opposed to IBORs (30 June 2024: NBN Co transitioned USD and GBP to reference RFRs). This did not have a material impact on NBN Co's financial statements as at 30 June 2025 or the comparative period. NBN Co will seek to transition to using RFRs for derivatives held in remaining currencies as the RFRs are considered to be a reliable market reference input.

There has been no change in the valuation techniques applied and there were no transfers between hierarchy levels during the year.

KEY ESTIMATES AND JUDGEMENTS

Determination of the fair value of derivative assets and liabilities

There are several assumptions used in the determination of the fair value of the Company's derivative assets and liabilities, particularly in relation to the accounting for cross-currency interest rate swaps.

The Company's cross-currency interest rate swaps use a trifurcation methodology between fair value and cash flow hedges. The fair value of derivatives used for hedging is determined using forward exchange rates at the reporting date and the present value of the estimated future cash flows based on observable yield curves, which if move significantly can cause material movements in the fair value of derivatives recorded in the Statement of financial position.



Fair value of other financial instruments (excluding lease liabilities)

The carrying amounts of NBN Co's other financial instruments (excluding lease liabilities), which are not measured at fair value, are materially consistent with their fair value as at the reporting date.

The fair value of the Company's borrowings have been disclosed in Note C9.

H. OTHER FINANCIAL INFORMATION

This section provides information on further disclosures required by the Australian Accounting Standards.

H1. INCOME TAX EXPENSE

| For the year ended | 30 June 2025 \$m | 30 June 2024 \$m |
|--|------------------------|------------------------|
| (a) Income tax expense | | |
| Deferred tax | (237) | (105) |
| Total | (237) | (105) |
| (b) Reconciliation of income tax expense to accounting loss | | |
| Loss before income tax | (963) | (1,071) |
| Tax at the Australian tax rate of 30% (2024: 30%) | 289 | 321 |
| Tax effect of amounts which are not deductible (taxable) in calculating taxable income | | |
| Current year tax losses not recognised | (223) | (242) |
| Temporary differences not recognised | (303) | (184) |
| Income tax expense | (237) | (105) |
| (c) Tax Losses | | |
| Unused tax losses for which no deferred tax asset has been recognised | 31,164 | 30,405 |
| Potential tax benefit at 30% | 9,349 | 9,121 |

Total temporary differences for which no deferred tax asset is recognised is primarily comprised of lease arrangements, provisions and accruals and deferred gains.

The cumulative amount of unrecognised tax losses of \$31,164 million (30 June 2024: \$30,405 million) may be available to offset against future income tax assessments when the Company generates taxable income.

The Company has recognised a deferred tax expense of \$237 million for the year ended 30 June 2025 (30 June 2024: \$105 million). This relates to the recognition of deductible temporary differences as a deferred tax asset to offset a deferred tax liability created as a result of the movement in the cash flow hedge reserve and cost of hedging reserve, which is recognised directly in the reserves to which it relates (refer to Note E2).

Effective tax rate

The non-recognition of deferred tax assets for deductible temporary differences and tax losses has led to NBN Co having an Australian accounting effective tax rate (ETR) of 0 per cent (30 June 2024: 0 per cent). If deferred tax assets had been fully recognised for deductible temporary differences and tax losses, NBN Co's Australian ETR would have been approximately 30 per cent.

The above ETR has been calculated on the basis of income tax expense divided by accounting profit, in accordance with the requirements of the Board of Taxation's Voluntary Tax Transparency Code.

Recognition and measurement

The income tax expense or benefit for the period is the tax payable or receivable on the current period's taxable income based on the applicable income tax rate adjusted by changes in deferred tax assets and liabilities attributable to temporary differences and to unused tax losses.

The current income tax expense or benefit is calculated on the basis of the tax laws enacted or substantively enacted at the end of the reporting period. Management periodically evaluates positions taken in tax returns with respect to situations in which applicable tax regulation is subject to interpretation.

Deferred tax assets are recognised for deductible temporary differences and unused tax losses only if it is probable that future taxable amounts will be available to utilise those temporary differences and losses.

Current and deferred tax is recognised in profit or loss, except to the extent that it relates to items recognised in other comprehensive income or directly in equity. In this case, the tax is recognised in other comprehensive income or directly in equity, respectively.

H2. CONTINGENT ASSETS AND CONTINGENT LIABILITIES

Recognition and measurement

Contingent assets and contingent liabilities are not recognised in the Statement of financial position but are reported in this note. They may arise from uncertainty as to the existence of an asset or liability or represent an asset or liability in respect of which the amount cannot be reliably measured. Contingent assets are disclosed when settlement is probable, but not virtually certain and contingent liabilities are disclosed when the likelihood of settlement is greater than remote but not probable. The details of NBN Co's significant contingent assets and liabilities are set out below:

Telstra Revised Definitive Agreements

Under the Telstra Revised Definitive Agreements, NBN Co has a right to undertake copper, HFC and associated passive infrastructure pre-construction and construction works on Telstra's networks pre-asset transfer. NBN Co has indemnified Telstra against any loss or claim for death, personal injury or damage as well as contractual liabilities of Telstra to its customers arising as a result of NBN Co undertaking such works on Telstra's networks pre-asset transfer. To the extent that claims or damages could be reliably measured, adequate allowance has been made for resultant liabilities at the reporting date.

Legal action

As at 30 June 2025, NBN Co had no outstanding legal action that would materially impact the 30 June 2025 financial statements. However, from time to time, the Company may be subject to lawsuits or proceedings for which it may be required, either by law or based on its business judgement, to make payments to settle or otherwise resolve matters.

H. OTHER FINANCIAL INFORMATION (CONTINUED)

H2. Contingent assets and contingent liabilities (continued)

Contractual related claims and disputes

Various claims and disputes arise from time to time in the ordinary course of business. Where the resolution (if any) cannot be measured with sufficient reliability, no asset or liability for these claims or disputes is recognised.

To the extent a resolution for claims or disputes is probable and could be reliably measured, and in the case of an asset the resolution is virtually certain, adequate recognition in the Statement of financial position has been made at the reporting date. The disclosure of any further information about claims or disputes would be prejudicial to the interests of the Company.

H3. RELATED PARTY TRANSACTIONS

Parent entity

The Company's ultimate parent entity and ultimate controlling entity is the Commonwealth of Australia.

Acquisitions

There were no acquisitions in the year.

Key management personnel

Disclosures relating to key management personnel are presented in Note D2.

Transactions with related parties

NBN Co is wholly owned by the Commonwealth of Australia and governed by two Shareholder Ministers, the Minister for Finance and the Minister for Communications. The Government Departments for these Shareholder Ministers, being respectively the Department of Finance and the Department of Infrastructure, Transport, Regional Development, Communications, Sport and the Arts, are considered to be related parties of NBN Co and transactions with the Shareholder Departments are disclosed in the related party transaction tables below.

The Shareholder Departments also administer and govern a number of agencies, government business entities and other bodies, which could be considered as related parties of NBN Co. These transactions occur during the course of the Company's ordinary business activities and are on regular commercial terms. They are considered by NBN Co to be individually and collectively not significant to NBN Co and therefore have not been separately disclosed as related party transactions.

As per AASB 124 *Related Parties*, an entity is not considered a related party simply because they have a Director in common with NBN Co. There are instances where Non-Executive Directors of NBN Co also hold Director positions with entities that NBN Co enters into contractual relationships with. These contractual relationships are entered into as part of the Company's ordinary business activities and are on regular commercial terms, and include borrowings and derivatives with financial institutions. All transactions were approved in line with the Company's standard procurement and contract approval policies and processes.

The following transactions occurred with related parties:

| For the year ended | Note | 30 June 2025 \$ | 30 June 2024 \$ |
|--|------|-----------------------|-----------------------|
| Equity injections from NBN Co's Shareholder Departments | | | |
| Balance at 1 July | | 30,576,000,000 | 29,804,692,179 |
| Equity injections during the year | E1 | 1,185,973,777 | 771,307,821 |
| Balance at 30 June | | 31,761,973,777 | 30,576,000,000 |

| For the year ended | Note | 30 June 2025 \$ | 30 June 2024 \$ |
|--|------|-----------------------|-----------------------|
| Loans from NBN Co's Shareholder Departments | | | |
| Balance at 1 July | | - | 5,500,000,000 |
| Loans paid during the period | | - | (5,500,000,000) |
| Interest charged on Commonwealth loan | | - | 212,809,315 |
| Interest paid on Commonwealth loan | C9 | - | (212,809,315) |
| Balance at 30 June | | - | - |

| For the year ended | 30 June 2025 \$ | 30 June 2024 \$ |
|---|-----------------------|-----------------------|
| Significant transactions with NBN Co's Shareholder Departments | | |
| <i>Recognised in the Statement of profit or loss</i> | | |
| Other revenue | 4,611,222 | 39,648,750 |
| Other operating income | 127,636,929 | 128,744,084 |
| <i>Recognised in the Statement of financial position</i> | | |
| Other receivables | 26,988,742 | 28,237,989 |
| Contract liabilities | (8,179,474) | (15,796,009) |
| Other liabilities | (215,342,156) | (288,000,000) |
| <i>Recognised in the Statement of cash flows</i> | | |
| Net receipts from customers (excl. GST) | (1,177,638) | 18,729,056 |
| Government grants received (excl. GST) | 54,400,656 | 29,762,224 |

During FY22, NBN Co received \$480 million grant funding from the Department of Infrastructure, Transport, Regional Development, Communications, Sport and the Arts as part of the NBN Co Fixed Wireless and Satellite Upgrade Program, with NBN Co also contributing an estimated \$270 million of investment into the Program. NBN Co recognises grant income in profit or loss on a basis aligned to the expenditure incurred by the Company for which the grant is intended to compensate. For the year ended 30 June 2025, NBN Co had recognised \$96 million (30 June 2024: \$96 million) as other income and as at 30 June 2025, \$192 million had been recognised as a deferred gain (30 June 2024: \$288 million).

NBN Co had recognised grant income of \$25 million (30 June 2024: \$29 million) from the Department of Infrastructure, Transport, Regional Development, Communications, Sport and the Arts on behalf of the Commonwealth Government under the Regional Broadband Scheme (RBS). The RBS was established by Government to ensure there are long-term sustainable funding arrangements in place to provide essential broadband services to regional, rural and remote Australians. As at 30 June 2025, NBN Co had accrued income for the RBS Levy of \$27 million (30 June 2024: \$27 million). NBN Co received \$25 million in cash payments during the year ended 30 June 2025 (30 June 2024: \$25 million).

NBN Co also received co-investment funding from the Commonwealth's Regional Connectivity Program (RCP) which is initially recognised as deferred income and released to other revenue as NBN Co completes the construction activity and satisfies the performance obligation under the contract. The funding arrangements for the RCP contain financial acquittal clauses which may result in the return of a proportionate amount of the original funding received to reflect overall savings to deliver the construction activity. For the year ended 30 June 2025, NBN Co had recognised other revenue of \$5 million (30 June 2024: \$40 million) and \$8 million had been recognised as a deferred gain as at 30 June 2025 (30 June 2024: \$15 million). During FY25, NBN Co made a net cash payment of \$1 million, including financial acquittal returns, to the Commonwealth (30 June 2024: \$19 million received).

During the year ended 30 June 2025, NBN Co received a number of smaller, individual grants from the Commonwealth of Australia. NBN Co received \$20 million under the Community Wi-Fi program to enable NBN Co to deliver free community Wi-Fi to remote First Nations communities (30 June 2024: nil). NBN Co also received \$9 million (30 June 2024: \$4 million) under the School Student Broadband Initiative to help provide free home internet to families with school-aged children that otherwise would not have access to an nbn® service. For the year ended 30 June 2025, NBN Co had recognised \$7 million (30 June 2024: \$3 million) as other income and as at 30 June 2025, \$23 million had been recognised as a deferred gain (30 June 2024: \$1 million).

H. OTHER FINANCIAL INFORMATION (CONTINUED)

H4. REMUNERATION OF AUDITORS

For the year ended 30 June 2025 and 2024, PwC was engaged as subcontract auditors on behalf of the ANAO for the audit of the financial statements of NBN Co. The fees paid to PwC for these engagements is included in the remuneration to the ANAO. In addition to the work performed by the ANAO and PwC during the year, PwC has been engaged by NBN Co to audit the non statutory Financial Reports for the half-year ended 31 December 2024 and the year ended 30 June 2025 for a fee of \$208,313 (2023: \$199,680).

| For the year ended | 30 June 2025 \$ | 30 June 2024 \$ |
|--|-----------------------|-----------------------|
| Australian National Audit Office | | |
| Audit of annual financial statements | (2,517,025) | (2,499,224) |
| Review of half-year financial statements | (992,405) | (795,302) |
| Audit of NBN Co reporting for Whole of Government financial statements | (370,764) | (363,564) |
| Total remuneration for audit and other assurance services | (3,880,194) | (3,658,090) |
| PwC Australia | | |
| Other assurance related services | | |
| – <i>Environmental, Social, and Governance (ESG) assurance</i> | (415,070) | (388,000) |
| – <i>Regulatory audit and reviews</i> | (321,000) | (71,000) |
| – <i>Non-statutory audit and review in connection with the US debt raising</i> | (208,313) | (199,680) |
| – <i>Comfort letters issued in connection with the US debt raising</i> | (66,651) | (599,765) |
| – <i>Other services</i> | (226,900) | - |
| Total remuneration for other assurance related services | (1,237,934) | (1,258,445) |
| Total auditor's remuneration | (5,118,128) | (4,916,535) |

H5. OTHER MATERIAL ACCOUNTING POLICIES

Impairment of financial assets

Financial assets are assessed at each reporting date to determine whether there is any objective evidence that they are impaired. A financial asset is impaired if objective evidence indicates that one or more events have had a negative effect on the estimated future cash flows of that asset.

Significant financial assets are tested for impairment individually. The remaining financial assets are assessed in groups that share similar credit risk characteristics.

The Company recognises loss allowances for ECLs on financial assets measured at amortised cost. Loss allowances are deducted from the gross carrying amount of the financial asset and recognised in profit or loss. ECLs are based on the difference between contractual cash flows due in accordance with the contract and all the cash flows that the Company expects to receive, discounted at the effective interest rate of the financial asset.

NBN Co has established a provision matrix that is based on its historical credit loss experience, adjusted for forward-looking factors specific to the debtors and the economic environment.

The provision rates are based on days past due for groupings of various customers with similar loss patterns (i.e. by geographic region, customer type and rating). The calculation reflects the probability-weighted outcome, the time value of money and reasonable supportable information that is available at the reporting date about past events, current conditions, and forecasts of future economic conditions.

Foreign currency translation

Foreign currency transactions are translated into the functional currency of the Company using the exchange rates prevailing at the dates of the transactions. Foreign exchange gains and losses resulting from the settlement of such transactions and from the translation at year end exchange rates of monetary assets and liabilities denominated in foreign currencies are recognised in profit or loss.

Goods and Services Tax (GST)

Revenues, expenses and assets are recognised net of the amount of associated GST, unless the GST incurred is not recoverable from the taxation authority. In this case it is recognised as part of the cost of acquisition of the asset or as part of the expense.

Receivables and payables are stated inclusive of the amount of GST receivable or payable. The net amount of GST recoverable from, or payable to, the taxation authority is included within other receivables or payables in the Statement of financial position.

The GST components of cash flows arising from investing or financing activities which are recoverable from, or payable to the taxation authority, are presented as operating cash flows.

H. OTHER FINANCIAL INFORMATION (CONTINUED)

H5. Other material accounting policies (continued)

Interest income

The Company records interest income on an accrual basis. For financial assets, interest revenue is determined by the effective yield on the instrument.

Changes in material accounting policies

The Company has consistently applied the accounting policies to all periods presented in these financial statements.

New standards and interpretations available for early adoption

A number of other standards, amendments and interpretations were applicable for the first time from 1 July 2024 which have not had a significant or immediate impact on the Company's financial statements.

New standards, amendments and interpretations are also available for early adoption from 1 July 2025. The new standards, amendments and interpretations are not expected to have a material impact on the Company's financial statements, with the exception of AASB 18 *Presentation and Disclosure in Financial Statements*.

AASB 18 *Presentation and Disclosure in Financial Statements* is effective for NBN Co for the year ended 30 June 2028. AASB 18 will replace AASB 101 *Presentation of Financial Statements*, introducing new requirements that will help to achieve comparability of the financial performance of similar entities and provide more relevant information and transparency to users. Even though AASB 18 will not impact the recognition or measurement of items in the financial statements, its impacts on presentation and disclosure are expected to be pervasive, in particular those related to the primary financial statements and providing management-defined performance measures within NBN Co's financial statements.

The Company is currently assessing the detailed implications of applying the new standard on NBN Co's financial statements. The adoption of AASB 18 will have no impact on NBN Co's net profit or loss position, however, the standard requires entities to group items of income and expenses in the Statement of profit or loss into new categories being operating, investing, financing and income taxes. NBN Co will also be required to include 'Operating profit or loss' and 'Profit or loss before financing and income tax' as mandatory subtotals in its Statement of profit or loss. From a Cash flow statement perspective, there will be changes to how interest received and interest paid are presented. Interest paid will be presented as financing cash flows and interest received as investing cash flows, which is a change from the current presentation as part of operating cash flows.

NBN Co does not expect there to be a significant change in the information that is currently disclosed in the Notes because the requirement to disclose material information remains unchanged. However, the way in which the information is grouped might change as a result of the aggregation/disaggregation principles which focuses on grouping items based on their shared characteristics.

NBN Co will apply the new standard from its mandatory effective date of 1 July 2027. As retrospective application is required, comparative information for the year ending 30 June 2027 will be restated in accordance with AASB 18. In addition, for the year ending 30 June 2028, NBN Co will disclose a reconciliation for each line item in the Statement of profit or loss between the restated amounts presented by applying AASB 18 and the amounts previously presented applying AASB 101.



I. EVENTS OCCURRING AFTER THE REPORTING PERIOD

No matters or circumstances have arisen since 30 June 2025 to the date of signing of this report that has significantly affected, or may affect:

- The Company's operations in future financial years
- The results of those operations in future financial years
- The Company's state of affairs in future financial years.

DIRECTORS' DECLARATION

In the Directors' opinion:

- (1) The financial statements and Notes set out on pages 1 to 56, including:
 - (i) Complying with Australian Accounting Standards and other mandatory professional reporting requirements; and
 - (ii) Giving a true and fair view of the Company's financial position as at 30 June 2025 and of its performance for the financial year ended on that date.
- (2) There are reasonable grounds to believe that NBN Co will be able to pay its debts as and when they become due and payable.


Note A confirms that the financial statements also comply with International Financial Reporting Standards as issued by the International Accounting Standards Board.

This declaration is made in accordance with a resolution of the Directors.

Signed in accordance with a resolution of the Directors.



KEVIN RUSSELL
Chair
7 August 2025



ELLIE SWEENEY
Chief Executive Officer
7 August 2025

INDEPENDENT AUDITOR'S REPORT



Independent auditor's report

To the Board of Directors of NBN Co Limited

Our opinion

In our opinion the accompanying financial report gives a true and fair view of the financial position of NBN Co Limited (the Company) as at 30 June 2025 and of its financial performance and its cash flows for the year then ended in accordance with Australian Accounting Standards.

What we have audited

The financial report comprises:

- the statement of financial position as at 30 June 2025
- the statement of changes in equity for the year then ended
- the statement of cash flows for the year then ended
- the statement of profit or loss and other comprehensive income for the year then ended
- the notes to the financial statements, including material accounting policy information and other explanatory information
- the directors' declaration.

Basis for opinion

We conducted our audit in accordance with Australian Auditing Standards. Our responsibilities under those standards are further described in the *Auditor's responsibilities for the audit of the financial report* section of our report.

We believe that the audit evidence we have obtained is sufficient and appropriate to provide a basis for our opinion.

PricewaterhouseCoopers, ABN 52 780 433 757
One International Towers Sydney, Watermans Quay, BARANGAROO NSW 2000,
GPO BOX 2650, SYDNEY NSW 2001
T: +61 2 8266 0000, F: +61 2 8266 9999, www.pwc.com.au
Level 11, 1PSQ, 169 Macquarie Street, PARRAMATTA NSW 2150,
PO Box 1155 PARRAMATTA NSW 2124
T: +61 2 9659 2476, F: +61 2 8266 9999, www.pwc.com.au

Liability limited by a scheme approved under Professional Standards Legislation.

Independence

We are independent of the Company in accordance with the ethical requirements of the Accounting Professional & Ethical Standards Board's APES 110 *Code of Ethics for Professional Accountants (including Independence Standards)* (the Code) that are relevant to our audit of the financial report in Australia. We have also fulfilled our other ethical responsibilities in accordance with the Code.

Emphasis of matter: basis of accounting and restriction on use

We draw attention to Note A in the financial report, which describes the basis of accounting. The financial report has been prepared by management to meet the information needs of the Company and its directors. As a result, the financial report may not be suitable for another purpose. Our report is intended solely for NBN Co Limited and its directors and should not be used by parties other than NBN Co Limited and its directors. Our opinion is not modified in respect of this matter.

Our audit approach

An audit is designed to provide reasonable assurance about whether the financial report is free from material misstatement. Misstatements may arise due to fraud or error. They are considered material if individually or in aggregate, they could reasonably be expected to influence the economic decisions of users taken on the basis of the financial report.

We tailored the scope of our audit to ensure that we performed enough work to be able to give an opinion on the financial report as a whole, taking into account the geographic and management structure of the Company, its accounting processes and controls and the industry in which it operates.

Key audit matters

Key audit matters are those matters that, in our professional judgement, were of most significance in our audit of the financial report for the current period. The key audit matters were addressed in the context of our audit of the financial report as a whole, and in forming our opinion thereon, and we do not provide a separate opinion on these matters. Further, any commentary on the outcomes of a particular audit procedure is made in that context. We communicated the key audit matters to the Audit and Risk Committee.

INDEPENDENT AUDITOR'S REPORT (CONTINUED)

Key audit matter

How our audit addressed the key audit matter

Accuracy and occurrence of telecommunications revenue

Refer to Note B1 'Revenue and other income'

NBN Co Limited reported telecommunications revenue of \$5,526 million for the year ended 30 June 2025.

We consider that the recognition of telecommunication revenue is a key audit matter due to:

- the high volume of transactions; and
- multiple information technology (IT) systems and tools utilised in the initiation, processing and recording of transactions, including the application of product pricing, credits and rebates.

To audit the accuracy and occurrence of telecommunication revenue, we performed the following procedures:

- evaluated the design, implementation and operating effectiveness of relevant manual, automated and IT general controls over NBN Co Limited's revenue recognition process. These include controls testing over selected interfaces between the key revenue systems and sample testing of key controls over pricing; and
- agreed a sample of telecommunication revenue transactions to supporting documents, such as evidence of ordering, billing and cash collection. As part of this sample test, we recalculated the price charged for each transaction and agreed it to the Wholesale Broadband Agreement that was in effect at the time of the transaction, including relevant credits and rebates.

Accuracy of property, plant and equipment capitalisation and depreciation expense

Refer to the Note C3 'Property, plant and equipment'

NBN Co Limited's property, plant, and equipment is the largest balance on the statement of financial position at year-end of \$36,269 million with depreciation expense for the year ended 30 June 2025 of \$2,883 million. The majority of NBN Co Limited's property, plant and equipment are network assets (\$36,100 million).

Accuracy of property, plant and equipment capitalisation and depreciation expense is considered a key audit matter due to:

To audit the property, plant and equipment capitalisation and depreciation expense, we performed the following procedures, amongst others:

- obtained an understanding of NBN Co Limited's accounting policies and methodology in capitalising costs, recognising additions and assessing useful lives, against the requirements of the Australian Accounting Standards;
- agreed a sample of costs capitalised during the year to supporting documents and

INDEPENDENT AUDITOR'S REPORT (CONTINUED)

| Key audit matter | How our audit addressed the key audit matter |
|---|--|
| <ul style="list-style-type: none"> the judgements involved which impact the carrying value of the assets, from the decision on whether to capitalise, determining when the assets are 'in service' and assessment of its useful lives, and financial significance of property, plant and equipment to the NBN Co Limited's financial position. | <p>evaluated the appropriateness of the nature of activities capitalised;</p> <ul style="list-style-type: none"> tested the accuracy of a sample of 'in service' dates, which determine the commencement of depreciation, to source documentation showing when they were installed and ready for use; reviewed the appropriateness of NBN Co Limited's useful lives assessment. This included an assessment of lives across all types of property, plant and equipment. In our evaluation we considered both the technological life and expected economic use of the associated assets, focusing specifically on network assets; re-performed the mathematical calculation of the depreciation expense using the applicable useful lives for a sample of property, plant and equipment; and evaluated the reasonableness of the disclosures made in the financial report, in light of the requirements of the Australian Accounting Standards. |
| <p>Valuation of derivatives <i>Refer to Note G 'Our financial risk management'</i></p> <p>As at 30 June 2025, NBN Co Limited had derivative financial instruments of \$1,373 million assets and \$374 million liabilities.</p> <p>NBN Co Limited has significant derivative financial instruments, specifically interest rate swaps and cross-currency interest rate swaps to hedge exposures to fluctuations in interest rates and foreign exchange rates.</p> <p>The accounting for derivative financial instruments is considered a key audit matter due to:</p> <ul style="list-style-type: none"> the judgements involved in determining the fair value of the derivative financial instruments, including the application of appropriate models, | <p>To audit the valuation of derivative financial instruments, we performed the following procedures:</p> <ul style="list-style-type: none"> obtained an understanding of NBN Co Limited's accounting policies and methodology in applying hedge accounting and assessed the appropriateness of the methodology and policies against the requirements of the Australian Accounting Standards; obtained confirmations from third parties or performed alternative procedures to obtain evidence for the key terms of a sample of derivatives at balance sheet date; assessed the appropriateness of the methodology, data and assumptions adopted by NBN Co Limited's calculation of the fair value of derivatives; |

INDEPENDENT AUDITOR'S REPORT (CONTINUED)

| <i>Key audit matter</i> | <i>How our audit addressed the key audit matter</i> |
|--|---|
| <p>data and assumptions, such as the forward exchange rate and interest rate curves; and</p> <ul style="list-style-type: none">the significant value of the hedged items and their corresponding derivative financial instruments and the complexity in applying hedge accounting (including the disclosure requirements) under the Australian Accounting Standards. | <ul style="list-style-type: none">evaluated the hedge accounting designations and hedge relationship documentation considering the requirements of the Australian Accounting Standards for a sample of derivatives;examined NBN Co Limited's assessment of the effectiveness of hedging instruments in offsetting changes in cash flows of hedged items. Where there are ineffective portions of hedging instruments, we have assessed whether that was appropriately recognised in the statement of profit or loss and other comprehensive income; andevaluated the reasonableness of the disclosures made in the financial report, in light of the requirements of the Australian Accounting Standards. |

Responsibilities of the directors for the financial report

The directors of the Company are responsible for the preparation of the financial report that gives a true and fair view in accordance with Australian Accounting Standards, and for such internal control as the directors determine is necessary to enable the preparation of the financial report that is free from material misstatement, whether due to fraud or error.

In preparing the financial report, the directors are responsible for assessing the ability of the Company to continue as a going concern, disclosing, as applicable, matters related to going concern and using the going concern basis of accounting unless the directors either intend to liquidate the Company or to cease operations, or have no realistic alternative but to do so.

Auditor's responsibilities for the audit of the financial report

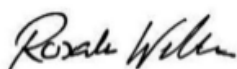
Our objectives are to obtain reasonable assurance about whether the financial report as a whole is free from material misstatement, whether due to fraud or error, and to issue an auditor's report that includes our opinion. Reasonable assurance is a high level of assurance, but is not a guarantee that an audit conducted in accordance with the Australian Auditing Standards will always detect a material misstatement when it exists. Misstatements can arise from fraud or error and are considered material if, individually or in the aggregate, they could reasonably be expected to influence the economic decisions of users taken on the basis of the financial report.

INDEPENDENT AUDITOR'S REPORT (CONTINUED)

A further description of our responsibilities for the audit of the financial report is located at the Auditing and Assurance Standards Board website at: http://www.auasb.gov.au/auditors_responsibilities/ar6.pdf. This description forms part of our auditor's report.

The logo for PricewaterhouseCoopers, featuring the company name in a stylized, handwritten-style script.

PricewaterhouseCoopers

A handwritten signature in black ink, appearing to read 'Rosalie Wilkie'.

Rosalie Wilkie
Partner

Sydney
7 August 2025

SYDNEY

Level 13, 100 Mount Street
North Sydney NSW 2060

MELBOURNE

Tower 5, Level 14
727 Collins Street
Docklands Victoria 3008

CANBERRA

Unit 2, 16 National Circuit
Barton ACT 2600

BRISBANE

44 Southgate Avenue
Cannon Hill Queensland 4170

PERTH

Level 4, 202 Pier Street
Perth WA 6000

ADELAIDE

Level 20, Festival Tower, Station Road
Adelaide SA 5000

DARWIN

Unit 6, Terminal 1 Building,
396 Stuart Highway
Winnellie NT 0820

HOBART

Level 1, 54 Victoria Street
Hobart Tasmania 7000

